

# BRITISH RAILWAYS DIAGRAMS OF SPECIALLY CONSTRUCTED VEHICLES.

## © COPYRIGHT NOTICE

This PDF file has been created from the original book with permission of BRB Residuary Ltd who, retain copyright in the original document.

The original book was provided courtesy of Clive Mortimore.

This PDF version by David Faulkner, 2010.

Individuals may: use, retain and print out this PDF version for their private information or for that of their non-commercial enthusiast society or railway club.

This document and any copies produced from it in any form may not be sold or lent for any payment in any form other than to cover copying or transmission costs. No reproduction permitted in any other form or circumstance without prior permission from the original copyright holder

BRITISH RAILWAYS.  
DIAGRAMS  
OF  
SPECIALLY CONSTRUCTED  
VEHICLES.

---

- INDEX -

- PAGES -      - VEHICLES -

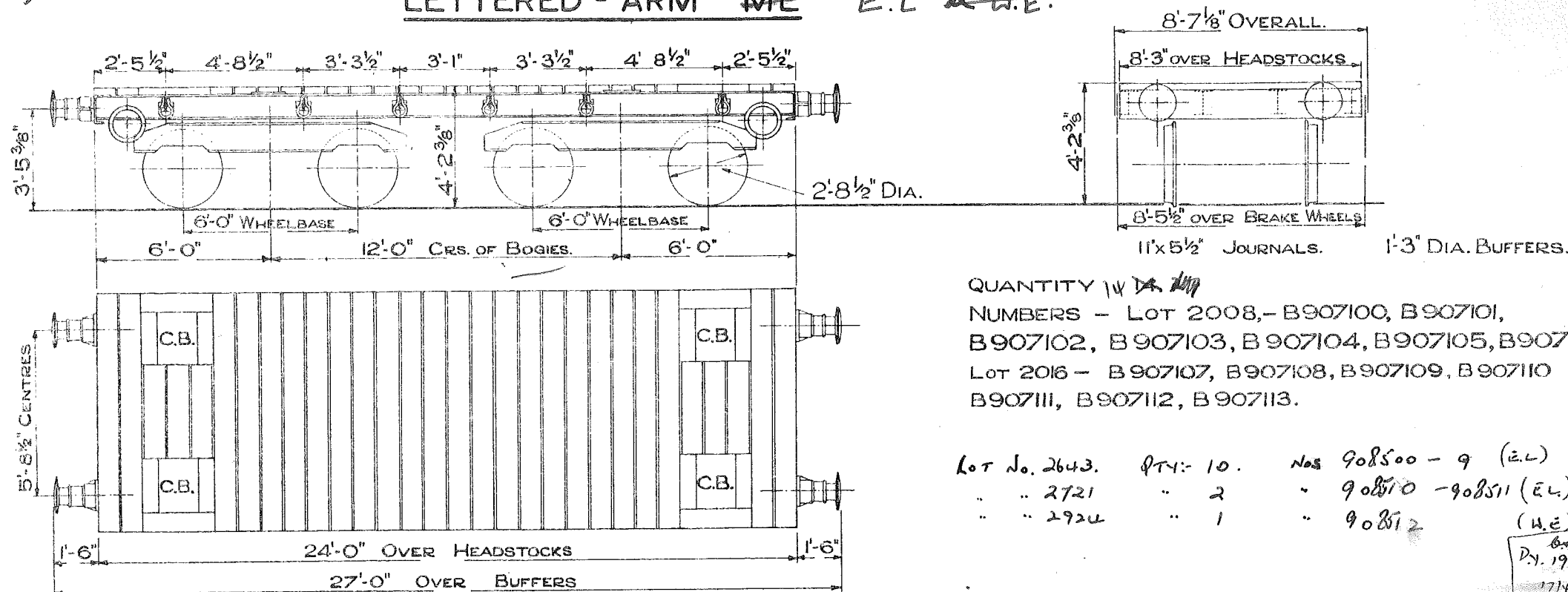
1 TO	29	ARMOUR PLATE.
30 "	49	BOILER.
50 "	69	CASE.
70 "	149	FLAT.
150 "	169	GIRDER.
170 "	219	GLASS.
220 "	239	GUN.
240 "	389	LOWMAC.
390 "	439	HYMAC.
440 "	449	RECTANK.
450 "	469	ROLL.
470 "	489	TRANSFORMER.

- PAGES -      - VEHICLES -

490 TO	509	TRESTLE PLATE.
510 "	659	TROLLEYS - FLAT.
660 "	679	" - PROPELLER.
680 "	729	" - TRESTLE.
730 "	879	" - WELL.
880 "	899	WHEEL.
900 "	999	SPECIAL WAGONS FOR DEPARTMENTAL USE.

# 40 TON ARMOUR PLATE TRUCK.

LETTERED - ARM ME E.L. & W.E.



QUANTITY 14 ~~14~~

NUMBERS - Lot 2008, - B907100, B907101, B907102, B907103, B907104, B907105, B907106  
Lot 2016 - B907107, B907108, B907109, B907110, B907111, B907112, B907113.

Lot No. 2643.	Qty: 10.	Nos 908500 - 9 (E.L.)
" " 2721	" 2	" 908510 - 908511 (E.L.)
" " 2924	" 1	" 908512 (W.E.)

Barrow  
D.Y. 1904 (BR)  
17/4/56

*Transferred to 6 Region 1/1927*

TEL. CODE ARM ME.

TIMBER FLOOR.

TARE - 14 TONS 7 CWTs.

MINIMUM CURVE TRUCK WILL NEGOTIATE IS 1 CHAIN

C.B. - CHAIN BOX.

SCREW HAND BRAKE.

2 SETS OF "LOOSE" BINDING CHAINS INCLUDING SCREW COUPLINGS  
WOOD FLOOR.

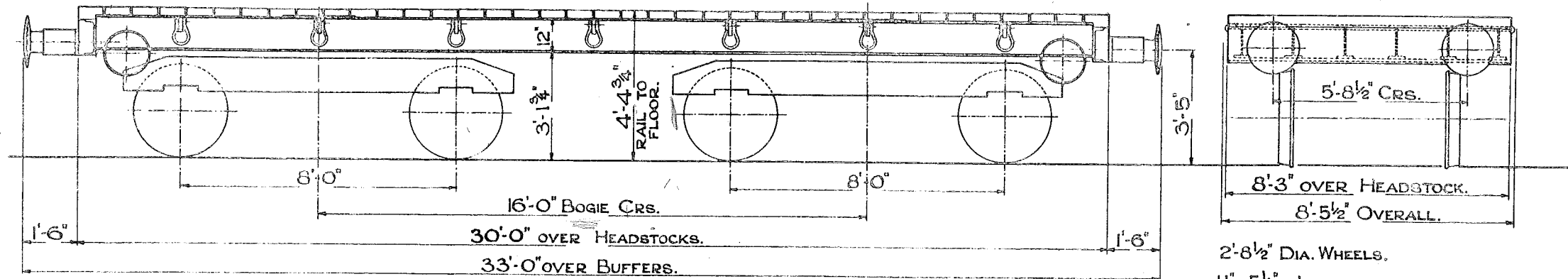
SCALE 0 1 2 3 4 5 6 7 8 9 10 FEET



# 55 TON ARMOUR PLATE TRUCK.

LETTERED-ARM ET. & ARM MD. & W.F.

2



TARE - 16 TONS 15 CWTs.  
MINIMUM CURVE  $\frac{3}{4}$  CHAIN.  
ALL WOOD FLOOR.  
SCREW HAND BRAKE.

TEL. CODE - ARM ET. LOT 2174  
QTY. 4

No. B908000  
TO B908003

LOT 2622 QTY 7 Nos 908009  
to 908015

2651 .. 4 908016  
to 908019

TEL. CODE - ARM MD LOT 2174  
QTY. 5

No. B908004  
TO B908008

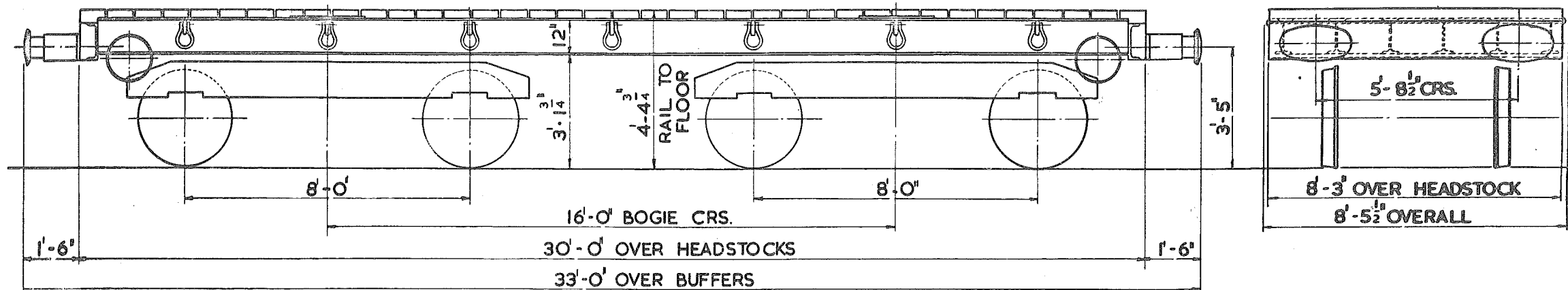
1 W.F. 908020

908002  
908003  
908011 to Continental Ferry Bridge.

BEARBY  
17/11/16  
24/1/19  
ASD

**55 TON ARMOUR PLATE TRUCK**  
**LETTERED-ARM. ET.**

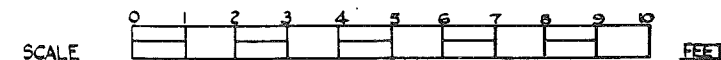
3



TEL CODE :- ARM. ET.  
 TARE:- 15 TON 12 CWT.  
 MINIMUM CURVE:- 3/4" CHAIN  
 BRAKE :- SCREW HAND & THRO' PIPE  
 WOOD FLOOR

LOT	QTY	NUMBERS
3171	6	908022 TO 908027

WHEELS:- 2' - 8 1/2" DIA.  
 JOURNALS:- 11" x 5 1/2" DIA.  
 BUFFERS:- SELF CONTAINED  
 BUFFER HEADS:- 24" x 14" OVAL  
 COUPLINGS:- INSTANTER

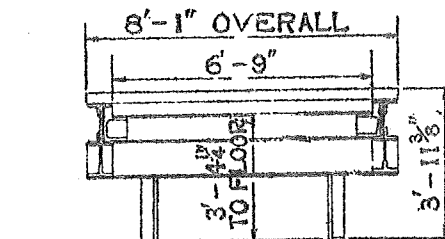
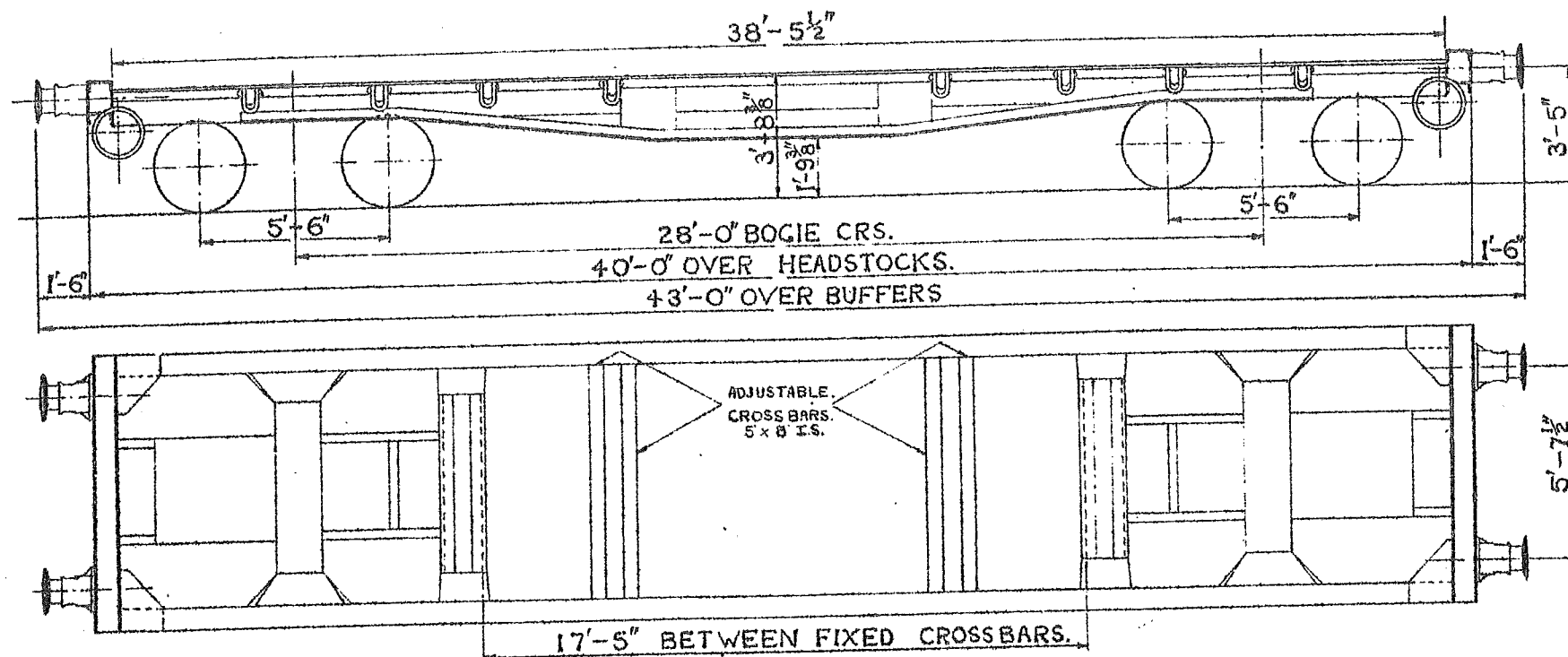




35 TON BOILER WAGON.  
LETTERED BOILER E.F.

**B.R.**

31.



LOT	QTY	NUMBER
2568	1	902802

TEL. CODE. BOILER E.F. TARE 15 TONS 6 CWT  
BRAKE - SCREW HAND WHEEL.  
MINIMUM - CURVE 1 CHAIN.

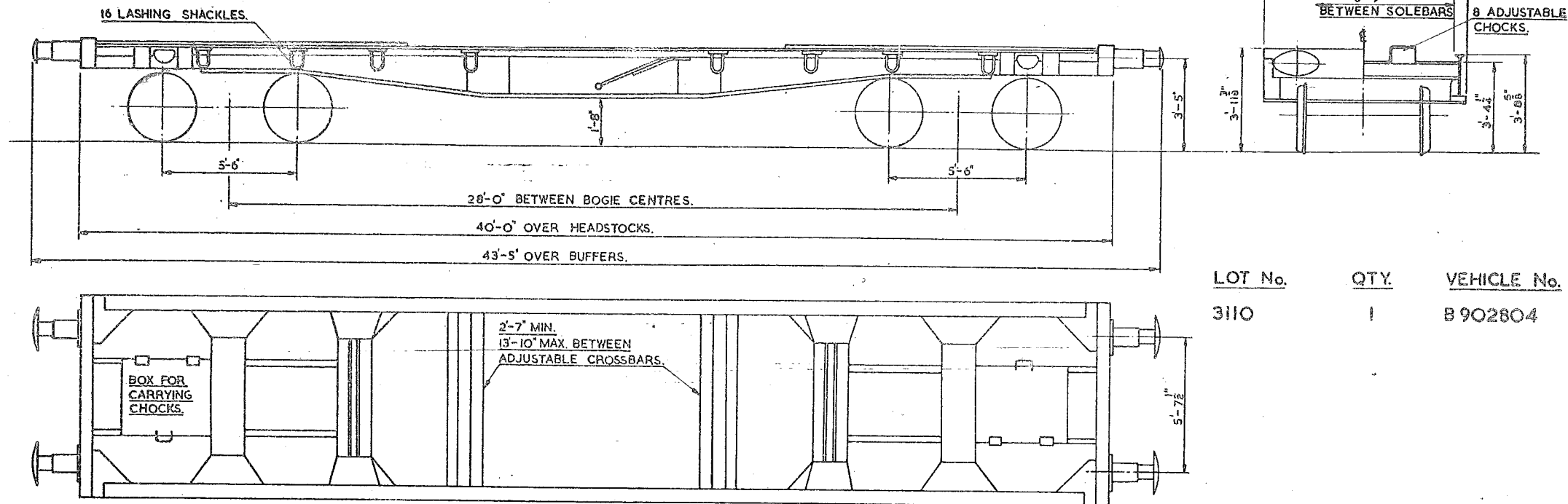
WHEELS. 2'-9" DIA.  
BUFFERS. 1'-6" DIA.  
FLOOR - STEEL.

JOURNALS. 10x5"  
BODY - STEEL.  
COUPLINGS - 3 LINK.

# 35 TON BOILER WAGON.

LETTERED BOILER E.F.

32



LOT No.	QTY.	VEHICLE No.
3110	1	B 902804

TEL. CODE :- BOILER E.F.  
HAND BRAKE :- SIDE LEVER.  
VACUUM THROUGH PIPE.

TARE :- 16 TON - 1 CWT.  
MINIMUM CURVE :- 1 CHAIN.  
FRAME :- STEEL.

BUFFERS :- HYDRAULIC TYPE.  
BUFFER HEADS 24" X 14".  
JOURNALS 10" X 4 7/8".

1'-8 1/2" PROJECTION.  
COUPLINGS :- INSTANTER.  
WHEELS :- 2'-8" DIA.

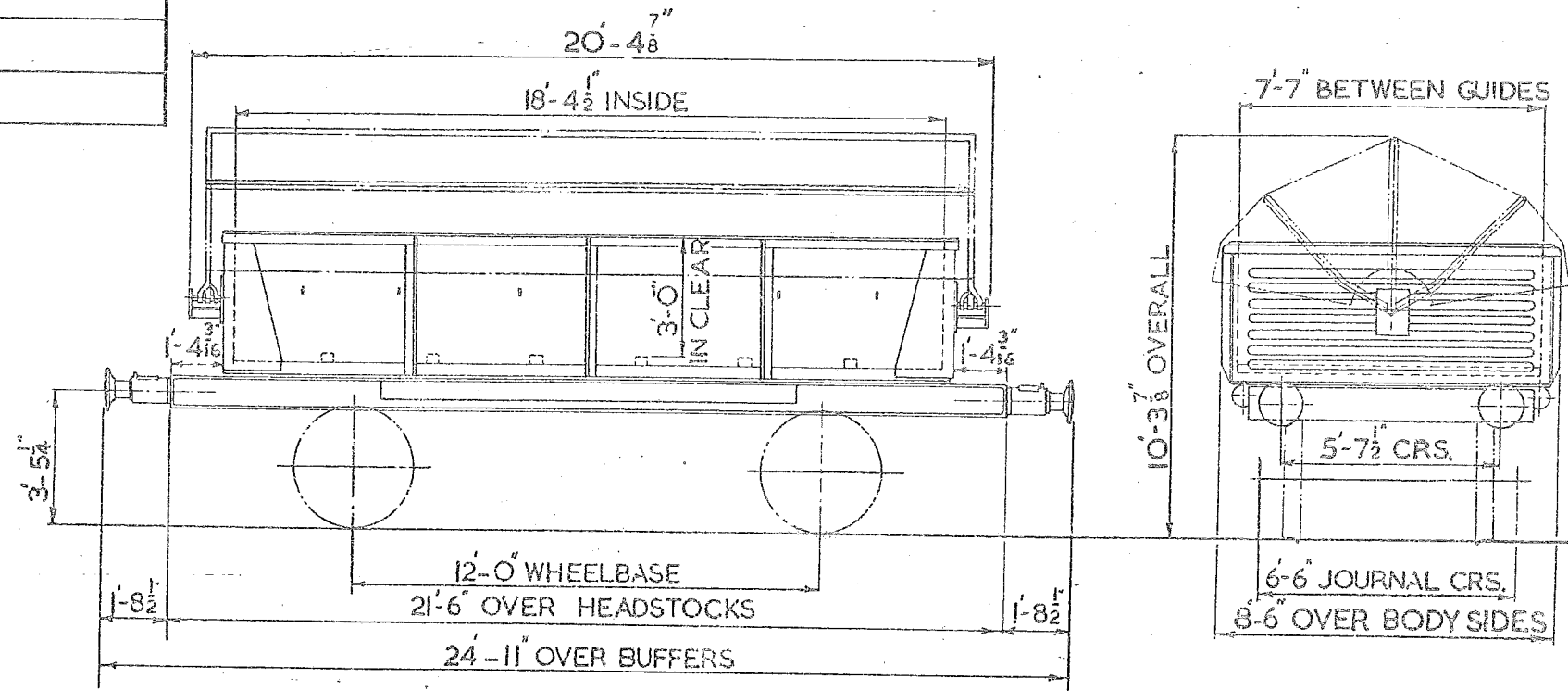
SCALE 0 2 4 6 8 10 FEET

LETTERED	LOT No	QTY.	VEH.No
	3429	300	B 726225 TO B 726524

# 20 TON SHOCK ABSORBING WAGON

58

(FITTED WITH NYLON HOOD)



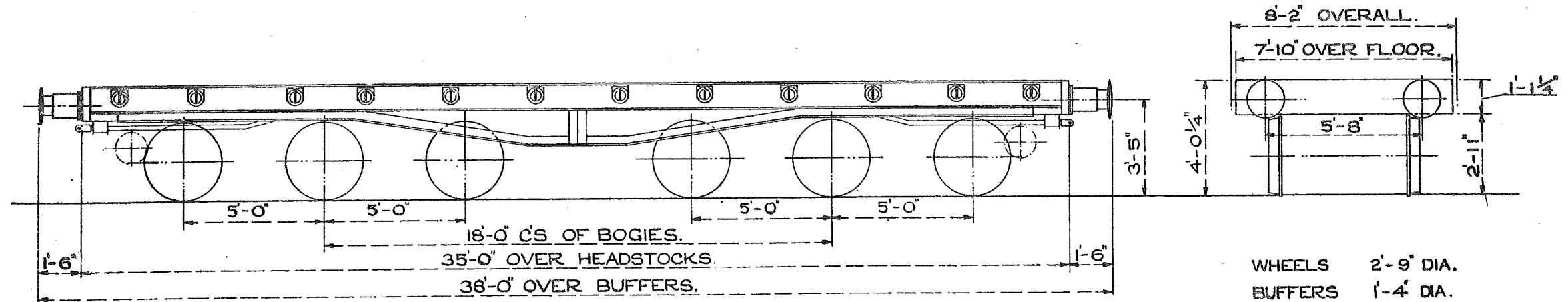
TEL.CODE :- SHOCHOOD B  
TARE :- 10 TONS 10 CWTs.  
BRAKE :- HANDLEVER & A.V.B  
MIN.CURVE :- 1 1/4 CHAINS  
FLOOR :- WOOD & STEEL  
FLOOR AREA :- 139 SQ.FT.

WHEELS :- 3'-1 1/2" DIA.  
JOURNALS :- 4 7/8" DIA.  
BUFFERS :- DOWTY HYDRAULIC  
BUFFER HEADS :- 1'-1" DIA.  
COUPLINGS :- INSTANTER.

# 60 TON BOGIE FLAT WAGON.

70.

LETTERED FLAT. E.Q.



WHEELS 2'-9" DIA.  
BUFFERS 1'-4" DIA.  
JOURNALS 10" x 5"  
ALL METAL FLOOR.

TEL. CODE:- FLAT. EQ.  
MIN. CURVE 90 FEET.  
TARE. 21T. 14C.  
SCREW HAND BRAKE.  
CARRYING CAPACITY. 60 TONS.


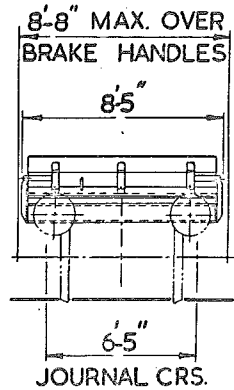
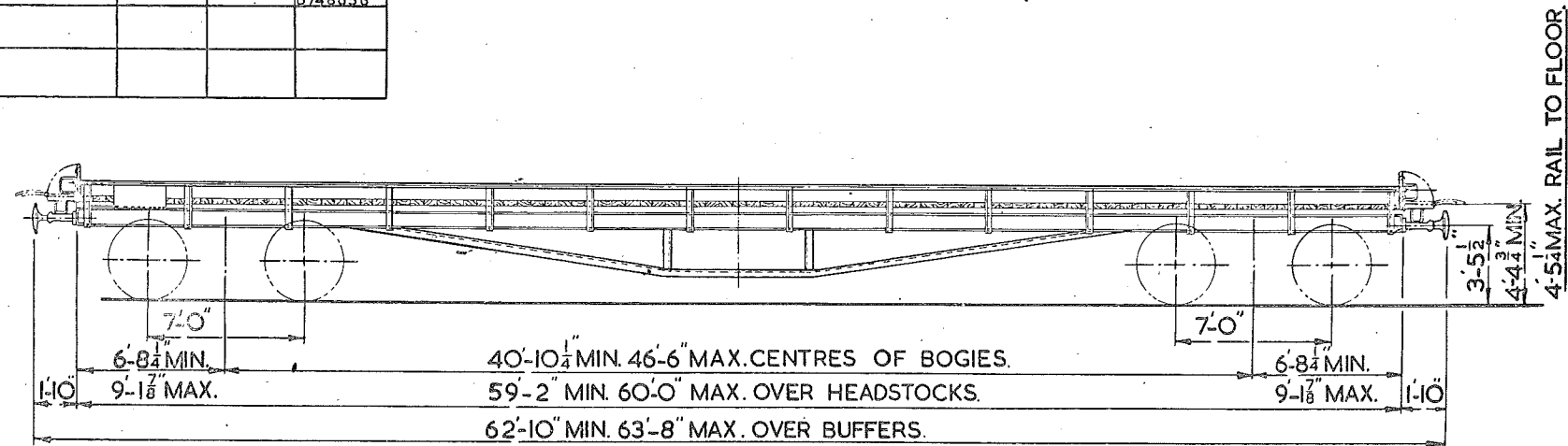
QUANTITY. 2.  
LOT. 2285.  
Nos. B907300 TO B907301.

SCALE. 0 1 2 3 4 5 6 7 8 9 10 FEET.

95

LETTERED	TEL.CODE	LOT №	QTY	VEH.№
CARFLAT		3358	68.	B 748589 TO B748656

# 10 TON CARRIAGE TRUCK



TARE:- 19<sup>T</sup>. 6<sup>C</sup> MIN. 21<sup>T</sup>. 16<sup>C</sup>. MAX.  
BRAKE:- HAND LEVER & A.V.B.  
MIN. CURVE:- 2½ CHAINS.  
FLOOR:- WOOD.

WHEELS:- 3-7½" DIA.  
JOURNALS:- 8" x 4"  
BUFFERS:- SPINDLE  
BUFFER HEADS:- 1-8 DIA.  
COUPLINGS:- STD. SCREWS.

VEHICLES NOT TO BE HUMP SHUNTED.  
VEHICLES FITTED WITH SPIKED CHOCKS.

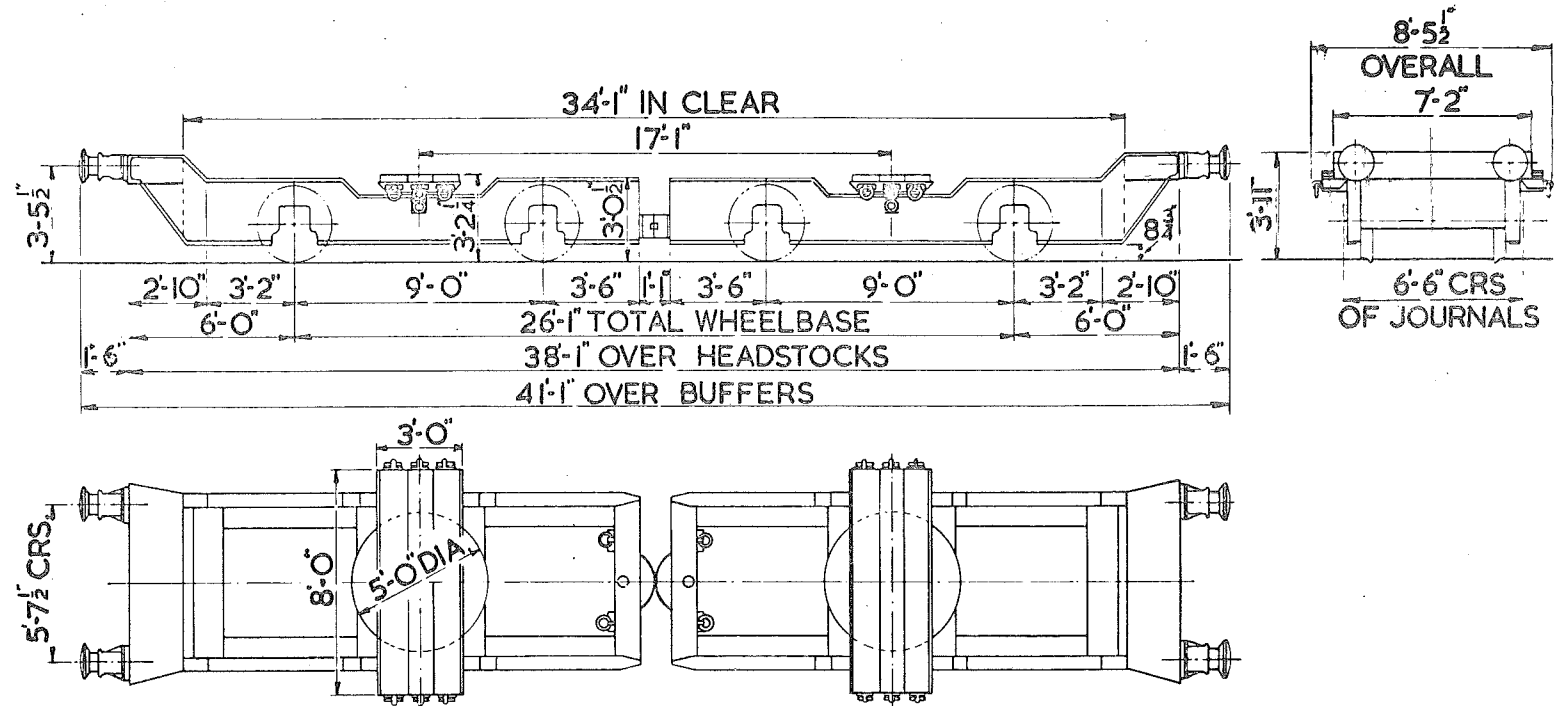




# 40 TON GIRDER WAGON SET

150

LETTERED	TEL CODE	LOT No	QTY.	VEH.No's
GIRDER WG.	GIRDWAG WG.	2692	1 SET	B.907500 B907501
GIRDER WG.	GIRDWAG WG.	2873	1 SET	B907502 B907503

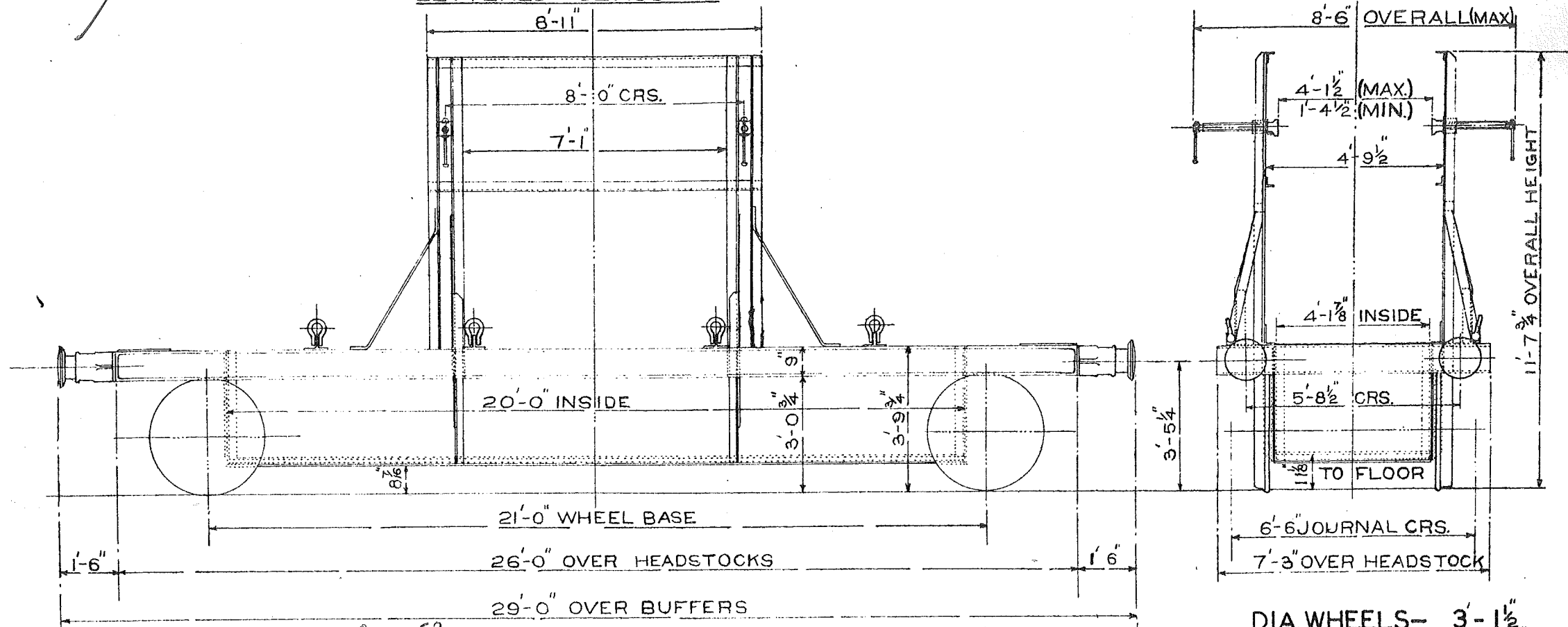


TARE. 9 TONS 9 CWTs EACH. 18 T. 18 C. TOTAL. BUFFERS. SELF CONTAINED.  
 BRAKE. HAND LEVER. BUFFER HEADS. 1'-1" DIA.  
 MIN. CURVE. 12 CHAINS. COUPLINGS. 3 LINK  
 WHEELS. 2'-8" DIA.  
 JOURNALS. 10" x 5".



# 12 TON GLASS TRUCK LETTERED- GLASS MD.

171



TEL. CODE- GLASS MD. <sup>GLASS EP</sup> TARE- 8 TONS ICWT  
CARRYING CAPACITY- 12 TONS  
BRAKE- HAND LEVER EITHER SIDE  
MINIMUM CURVE- 1 1/2 CHAINS

QTY. 8 ~~29~~  
LOT 2491 + 2543 & 2646

Nos. B902006 TO 902017 MD

~~902018~~ TO 902024 EP  
902018  
902025 - 902030 MD  
902031 - 902034 EP

DIA. WHEELS- 3'-1 1/2"  
JOURNALS- 9" X 4 1/4"  
BUFFERS- SELF CONTAINED  
BUFFER HEADS- 1'-1" DIA.  
COUPLINGS- 3 LINK  
BODY- STEEL  
FLOOR- WOOD

DEARY 171/4156

A handwritten signature in dark ink, appearing to read "J. Edgar Hoover". The signature is written in a cursive style with a large initial "J" and a prominent loop at the end. It is located in the bottom right corner of the document.[illegible]

A handwritten signature in dark ink, appearing to read "J. Edgar Hoover". The signature is written in a cursive style with a large initial "J" and a prominent loop at the end. It is located in the bottom right corner of the document.

[illegible]

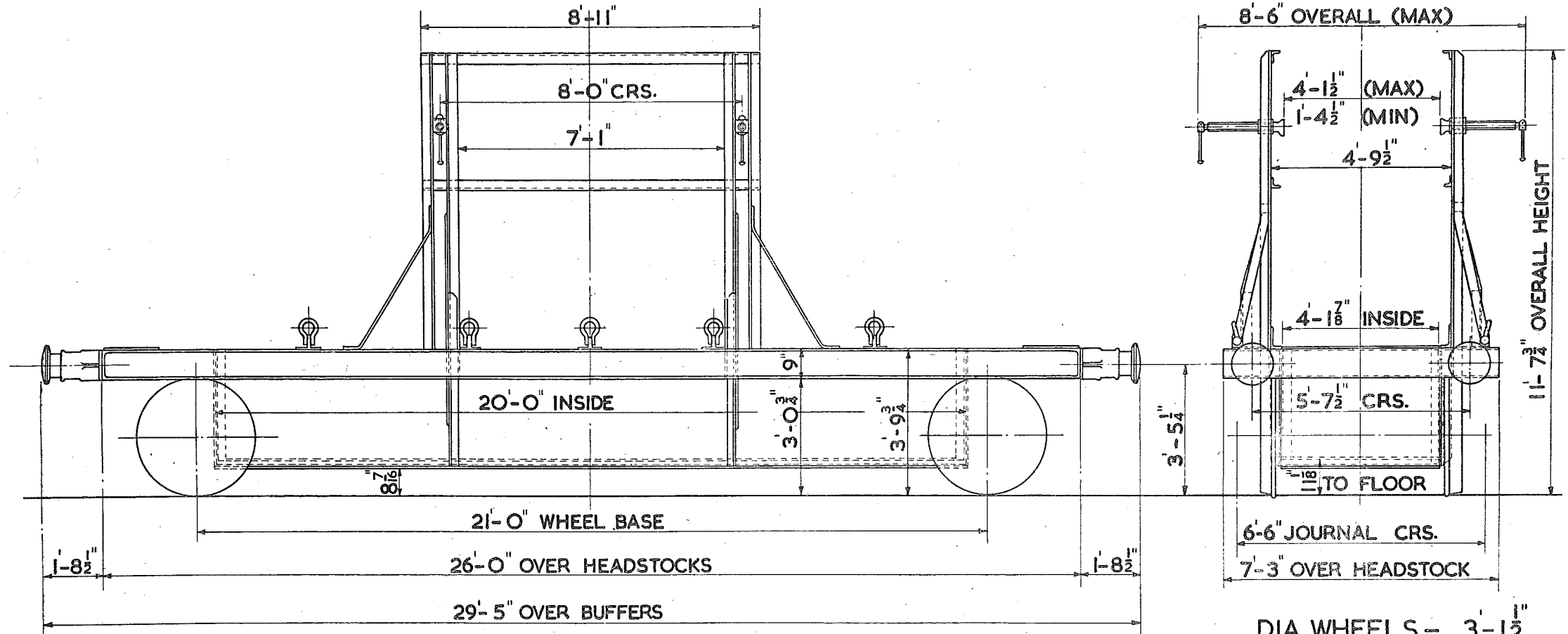
A handwritten signature in dark ink, appearing to read "J. Edgar Hoover". The signature is written in a cursive style with a large initial "J" and a prominent loop at the end. It is located in the bottom right corner of the document.



# 12 TON GLASS TRUCK

LETTERED - GLASS E.P.

173

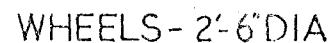


TEL. CODE - GLASS E.P.  
 CARRYING CAPACITY - 12 TONS  
 BRAKE - A.V.P. - HAND LEVER EITHER SIDE  
 MINIMUM CURVE - 1 1/2 CHAINS  
 TARE - 7 TONS 17 CWT

QTY. 2  
 LOT 3297  
 Nos. B 902408 & B 902409

DIA. WHEELS - 3' 3 1/2"  
 JOURNALS - 4' 8" DIA.  
 BUFFERS - HYDRAULIC  
 BUFFER HEADS - 1'-1" DIA.  
 COUPLINGS - SCREW.  
 BODY - STEEL  
 FLOOR - WOOD

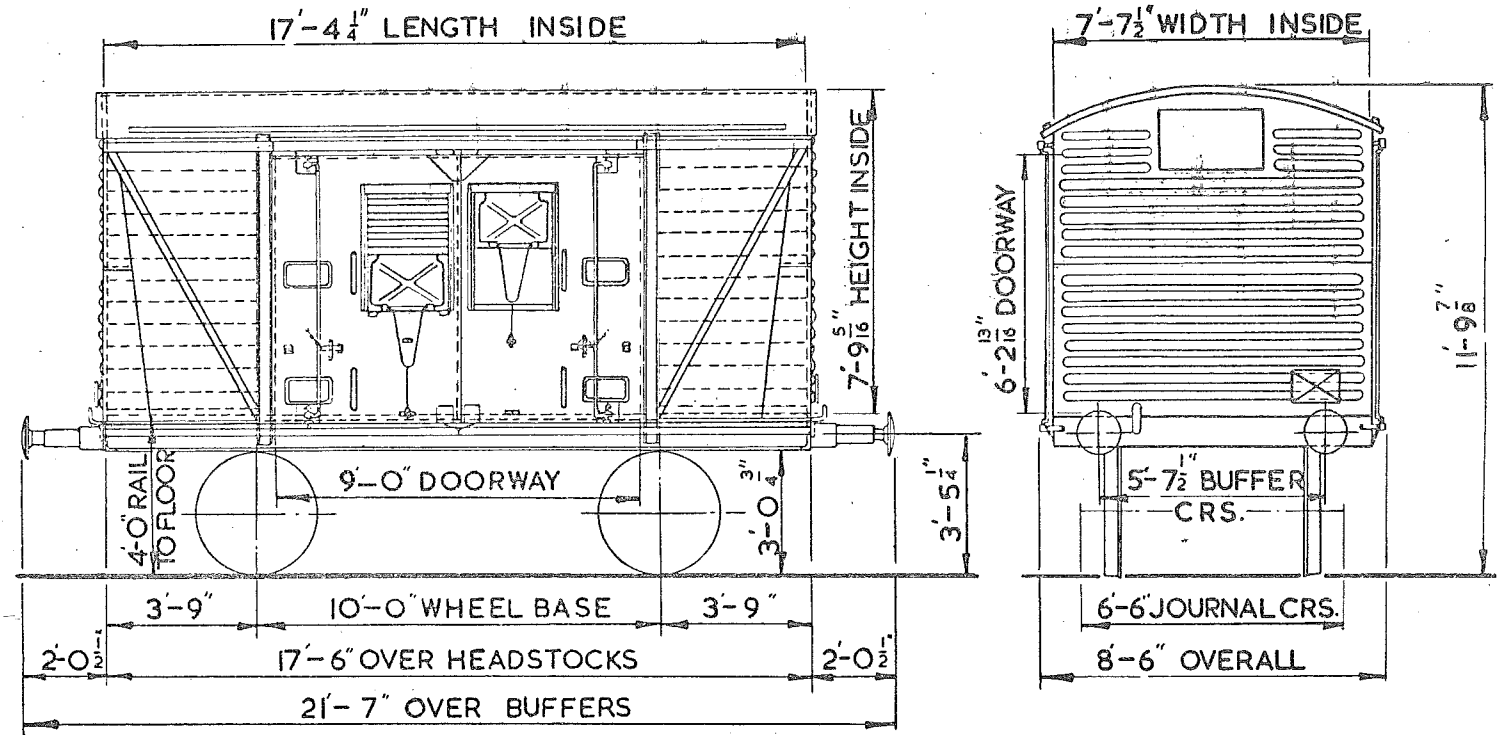
228



# 12 TON VENTILATED GOODS VAN

234

LETTERED	TEL. CODE	LOT. N <sup>o</sup>	QTY.	VEH. N <sup>o</sup>
VANFIT	VANFIT	PART LOT 3392	6	B 784285 TC S 784290



TARE:- 7 TONS-13 C.W.T.

BRAKE:- HAND LEVER & A.V.B.

MIN. CURVE - 1 CHAIN.

BODY - WOOD & STEEL ENDS.

FLOOR - CORRUGATED STEEL & WOOD.

DOORS - DOUBLE SLIDING (FLUSH FITTING)

CUB. CAP - 981 CUBIC FT.

FLOOR AREA - 132 SQ. FT.

WHEELS - 3'-1 1/2" DIA.

JOURNALS - 9 x 4 1/4"

BUFFERS - OLEO HYDRAULIC.

BUFFER HEADS - 1'-1" DIA.

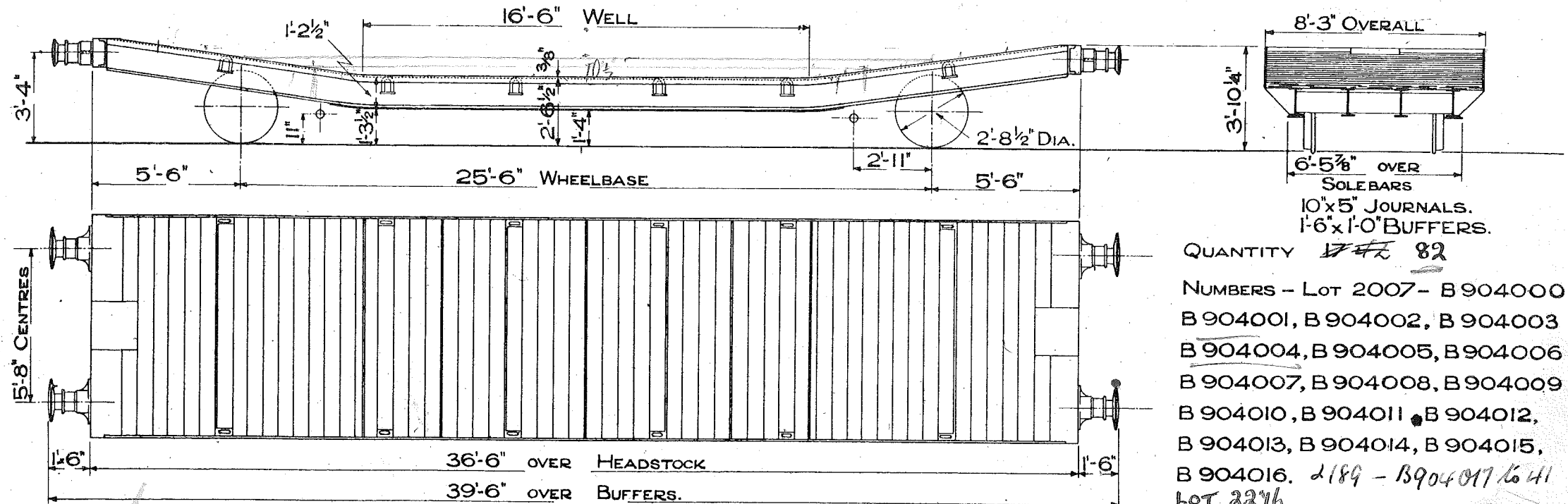
COUPLINGS - INSTANTER



# 21 TON LOWMAC.

LETTERED-LOWMAC MR.

See MS & MK. 52A/B  
LMS Book  
for alternative  
240



TEL. CODE - LOWMAC MR.

TARE - 10 TONS 18 CWTs.

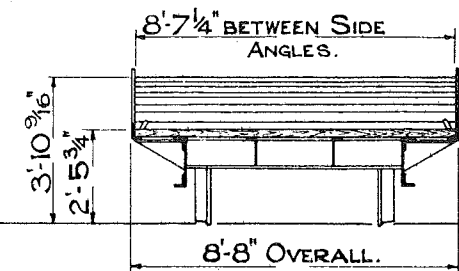
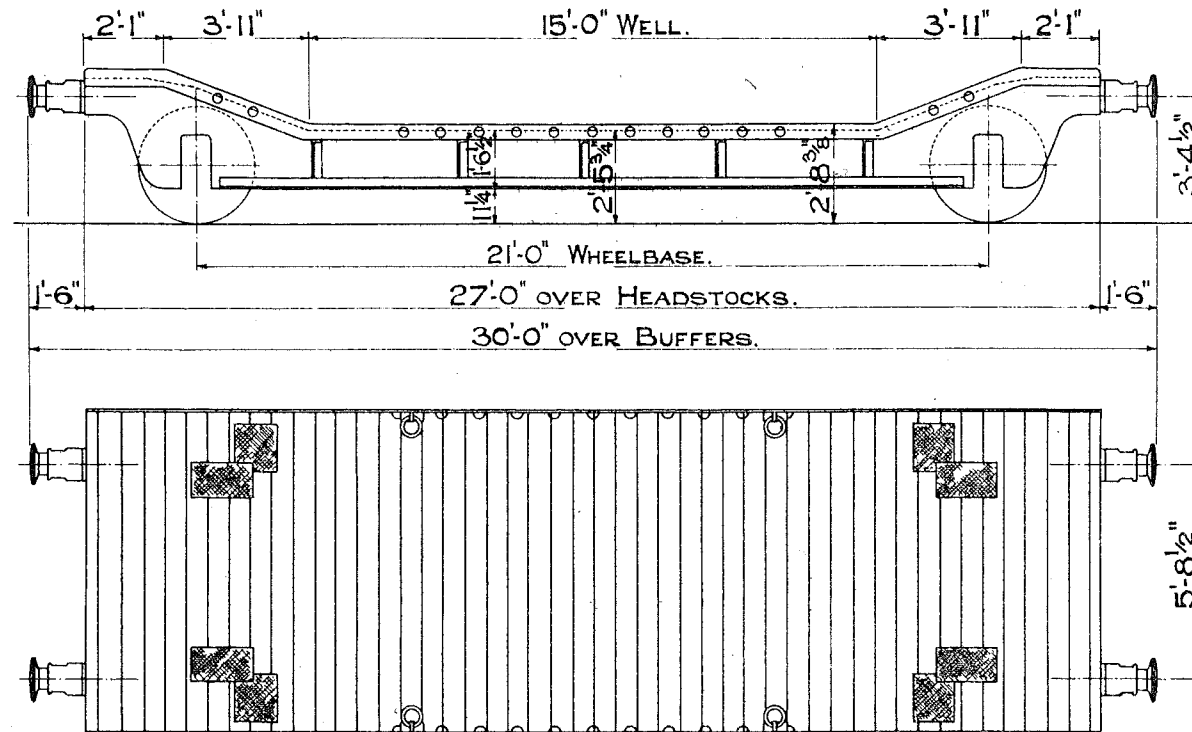
MINIMUM CURVE TRUCK WILL NEGOTIATE IS 2 CHAINS

LEVER BRAKE EACH END.

SCALE 0 1 2 3 4 5 6 7 8 9 10 FEET.

15 TON LOWMAC.  
LETTERED - LOWMAC WE.

241



3'-1 1/2" DIA. WHEELS.  
10" x 5" JOURNALS.  
1'-1" DIA. BUFFERS.

LOT 2087. QTY. 20  
NUMBERS:-  
B 905000 TO B 905019

TEL.CODE - LOWMAC WE. TARE 9 TONS 2 CWTs.  
LEVER BRAKE EACH END.  
MINIMUM CURVE 1 3/4 CHAINS.  
WOOD FLOOR.

SCALE 0 2 4 6 8 10 FEET.

25 TON LOWMAC.  
LETTERED LOWMAC EP. ✓ LOWMAC SC.

242.

G.E.Curtis Esq.,  
Broad Street.

Copy.

SF27/87  
Commercial Officer,  
Euston.

1st August 57

Specially constructed Vehicles. Restrictions on Southern Region.

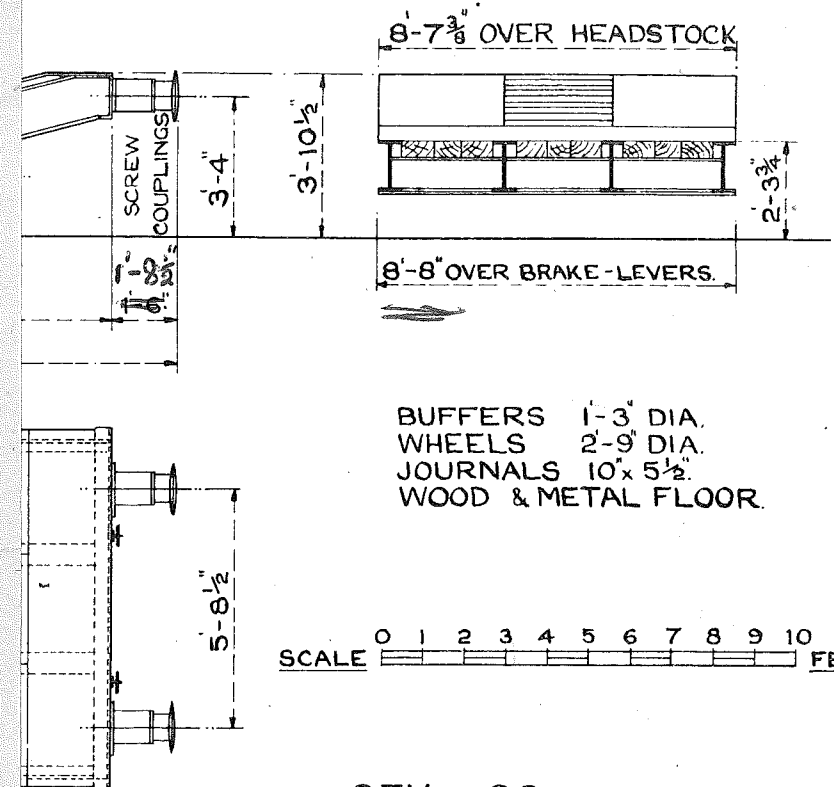
It is reported that LOWMAC EP Diagram B.R. 242 are out of gauge on the Southern Region and it is necessary for the assent of the S.R. Civil Engineer to be obtained before such vehicles are sent to that Region.

This can be done through the S.R. Chief Operating Supt., Waterloo (ref. F.10930/810 H) Ex 2194. Also please note that LOWMACs SC on the same diagram have been converted to Ferry Wagons and will not be affected by the above instruction.

for George Dow.

*WJn 904529*  
*Brake Modification to improve route availability on SR 94/SF. 27*  
*WRF/2468*

TARE 13 TONS 10 CWTs.  
HAND LEVER BRAKE. & AVB



SCALE 0 1 2 3 4 5 6 7 8 9 10 FEET.

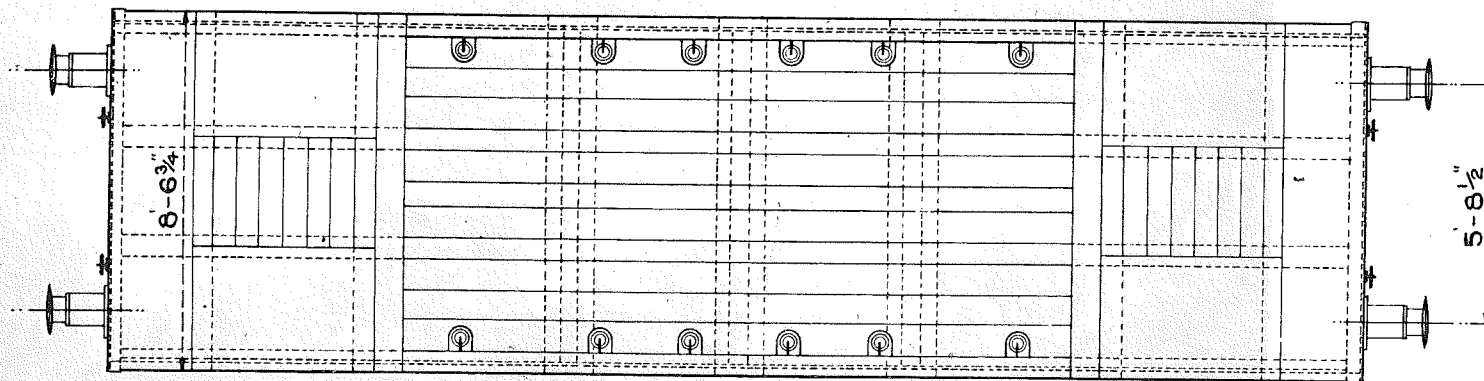
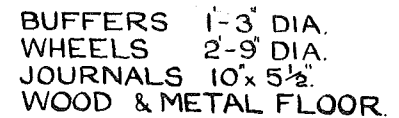
QTY. 38.

LOT 2187.

EP.Nos B904500 TO B904529

SC.Nos B904530 TO B904537

242.



**SCALE** 0 1 2 3 4 5 6 7 8 9 10 **FEET.**

QTY. 38.  
LOT 2187.  
EP.Nos B904500 TO B904529  
SC.Nos. B904530 TO B904537

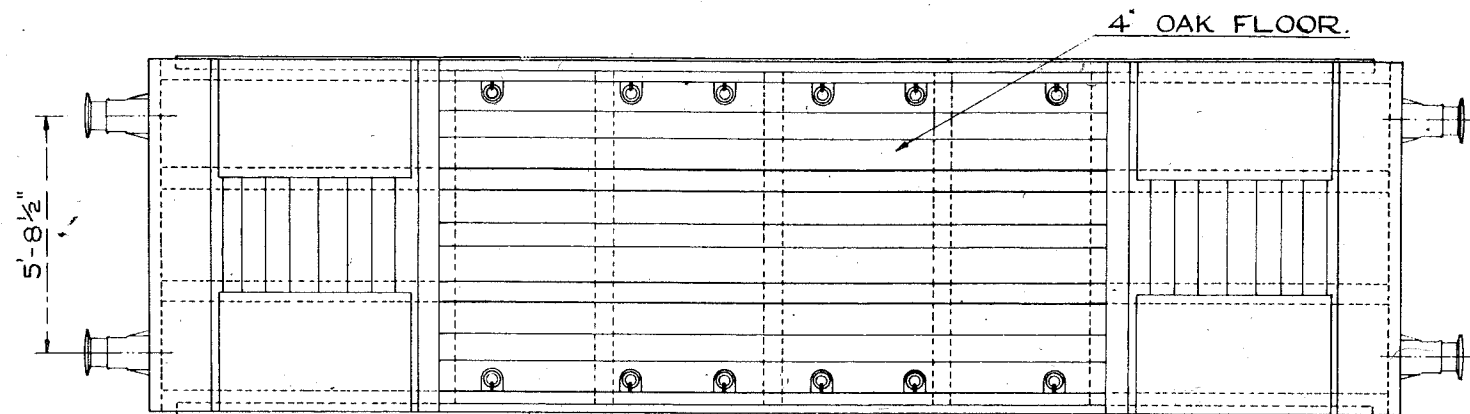
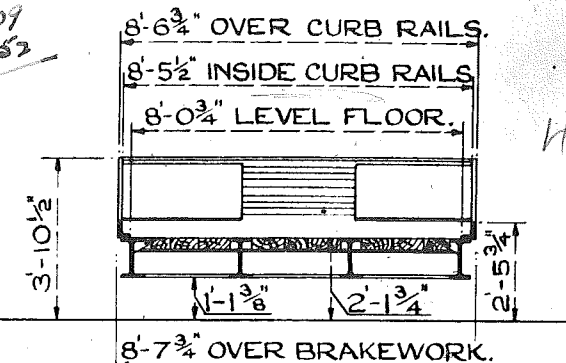
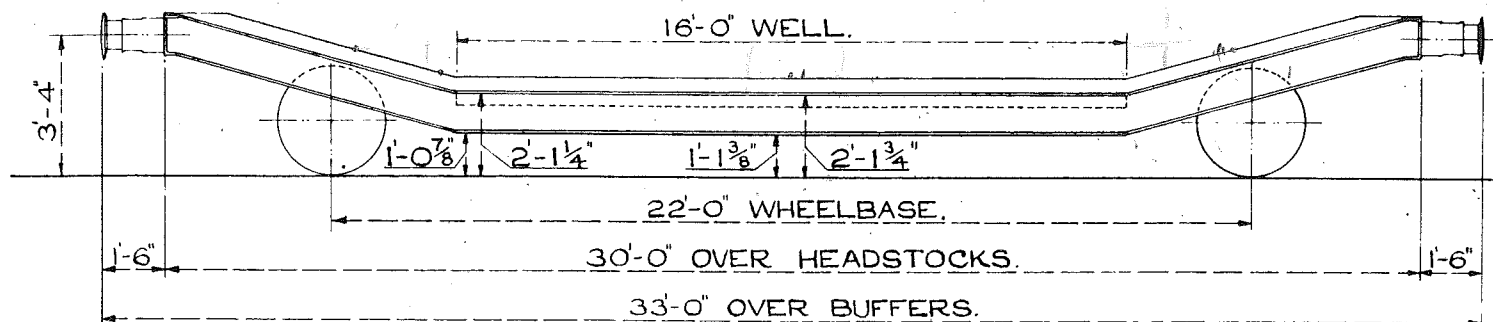
# 25 TON LOWMAC.

243.

LETTERED LOWMAC.W.P. LOWMAC.E.R

LOWMAC MS!

11/7894  
94/41309  
6852



WHEELS. 2'-8" DIA.  
BUFFERS. 1'-1" DIA.  
JOURNALS. 10" x 6"  
WOOD & METAL FLOOR.

SCALE. 0 1 2 3 4 5 6 7 8 9 10 FEET.

TEL CODE:- LOWMAC. WP & E.R LOWMAC MS.

MIN. CURVE 2 CHAIN.

TARE. 12 TONS 17 CWT.

HAND LEVER BRAKE.

QUANTITY. 28.86

LOT. 2268.

LOWMAC WP Nos. B904538 TO B904557.

LOWMAC ER Nos. B904558 TO B904565.

Lot 2543

MS

ER

904616

904572

To

To

904629

904615

20

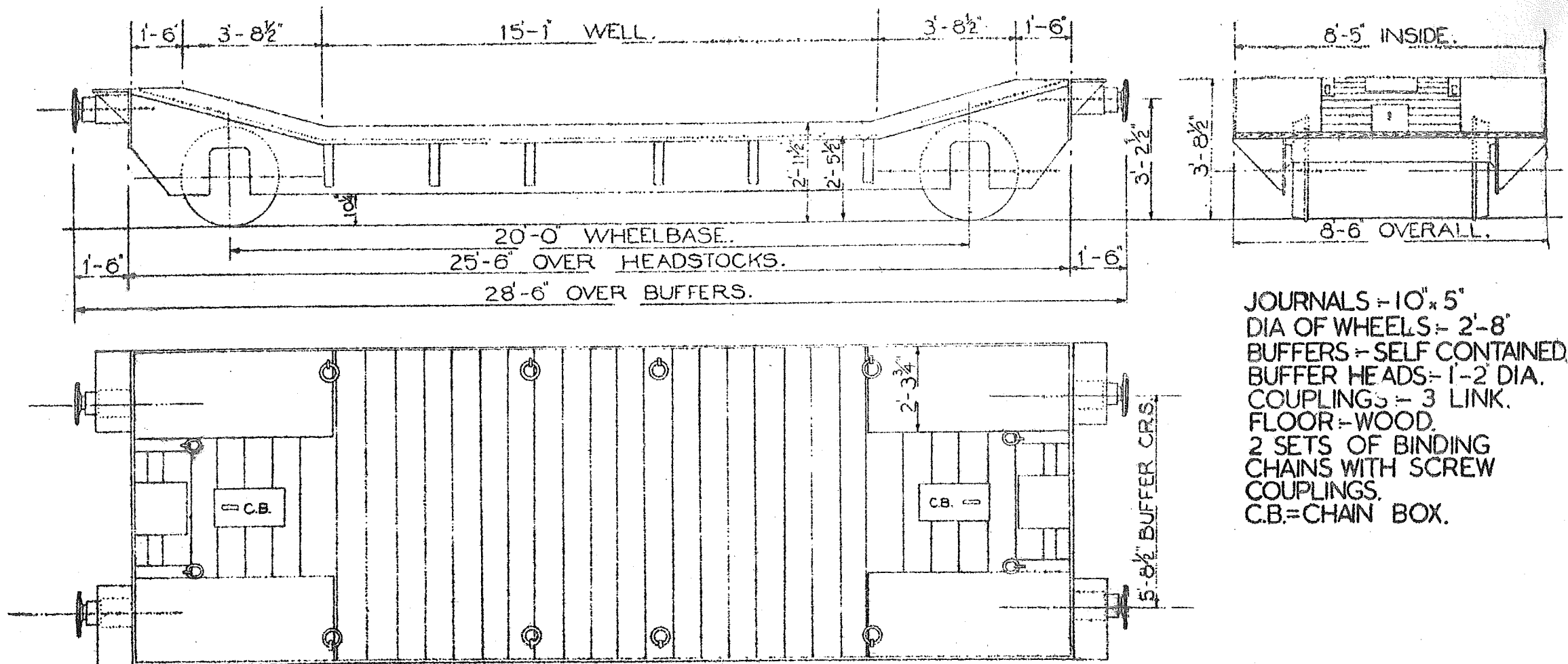
Lot 2143

904612 MS

904611 MS

14 TON LOWMAC.  
LETTERED - LOWMAC EK.

244.



JOURNALS - 10" x 5"  
DIA OF WHEELS - 2'-8"  
BUFFERS - SELF CONTAINED  
BUFFER HEADS - 1'-2" DIA.  
COUPLINGS - 3 LINK.  
FLOOR - WOOD.  
2 SETS OF BINDING  
CHAINS WITH SCREW  
COUPLINGS.  
C.B. = CHAIN BOX.

TEL. CODE - LOWMAC EK.  
TARE - 8 T. 6 C. BRAKE - HAND LEVER.  
MINIMUM CURVE - 1 3/4 CHAIN.

LOT. 2475 2553  
QTY. 40 12  
NUMBERS - B905020 - B905071

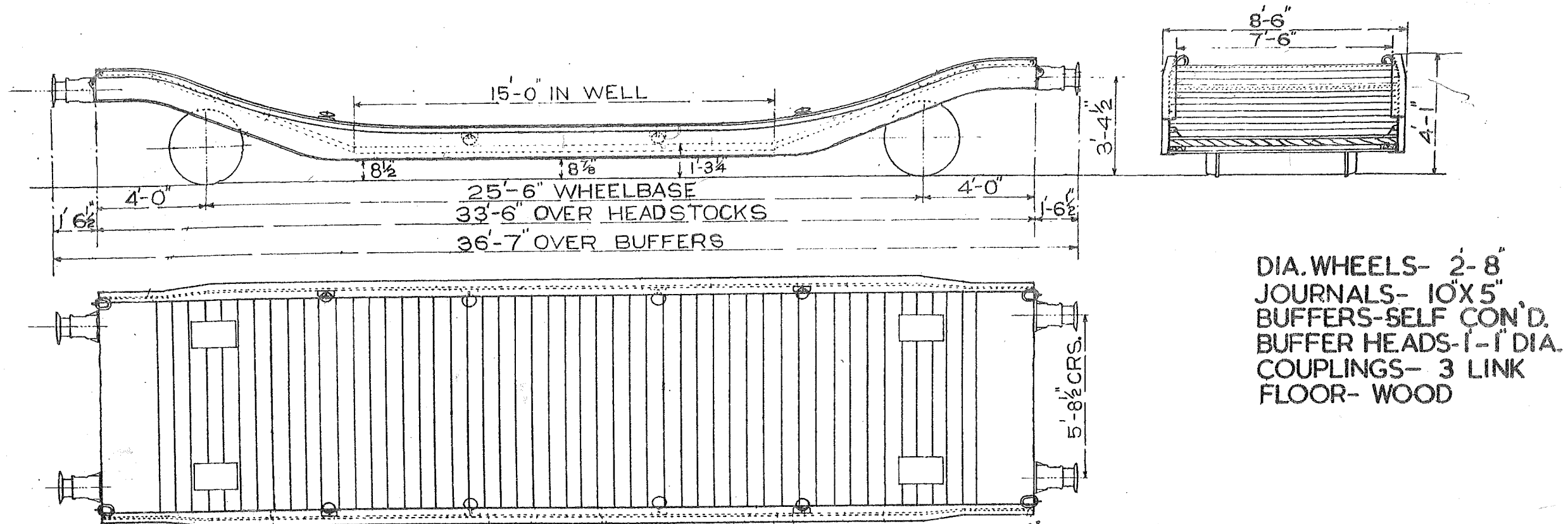
# 20 TON LOWMAC

## LETTERED LOWMAC WN.

WN

AT

MV



TEL. CODE- LOWMAC WN. & W.W.

TARE- 11 TON 15 CWTs.

BRAKE- HAND LEVER

MINIMUM CURVE- 2 CHAINS

LOT. 2324 2492

QTY. 20

Nos. 904082 - 904101

NOTE. Lot 2492. AVB & INSTANTER COUPLINGS

Nos. 904102 - 904104

~~Lot 2618~~

QTY 3

2592

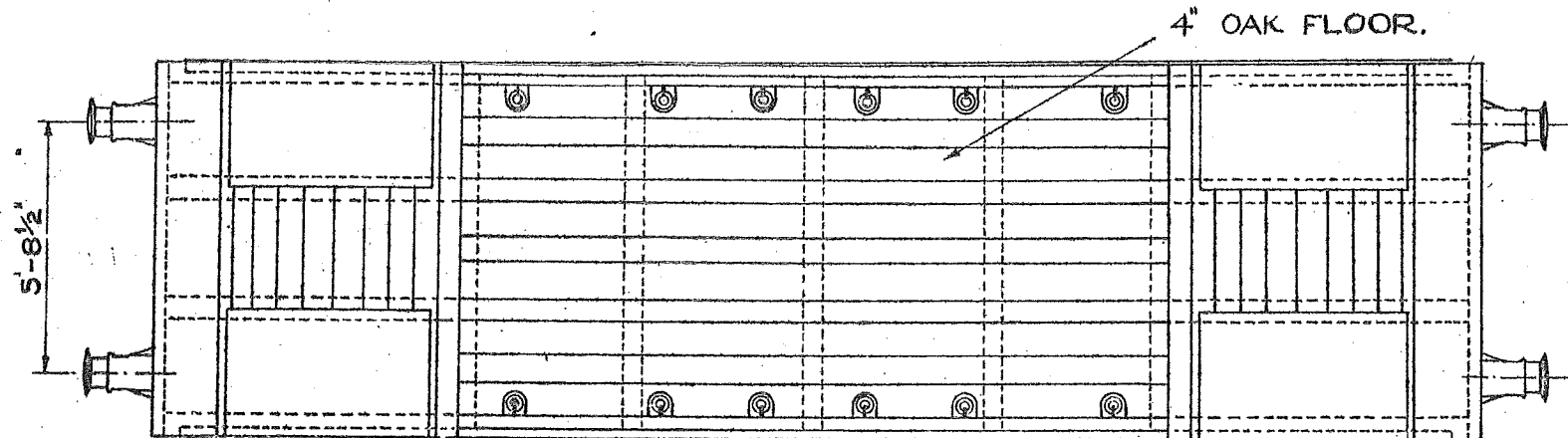
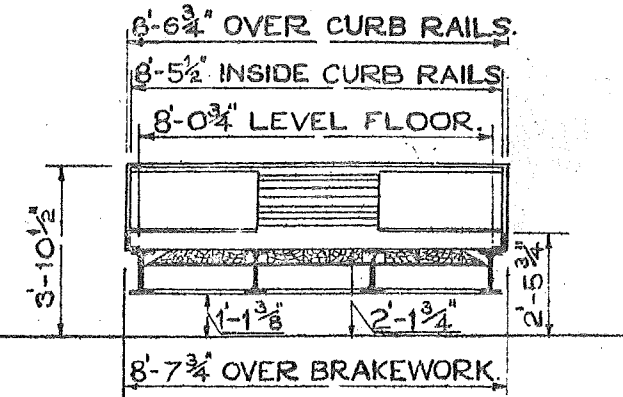
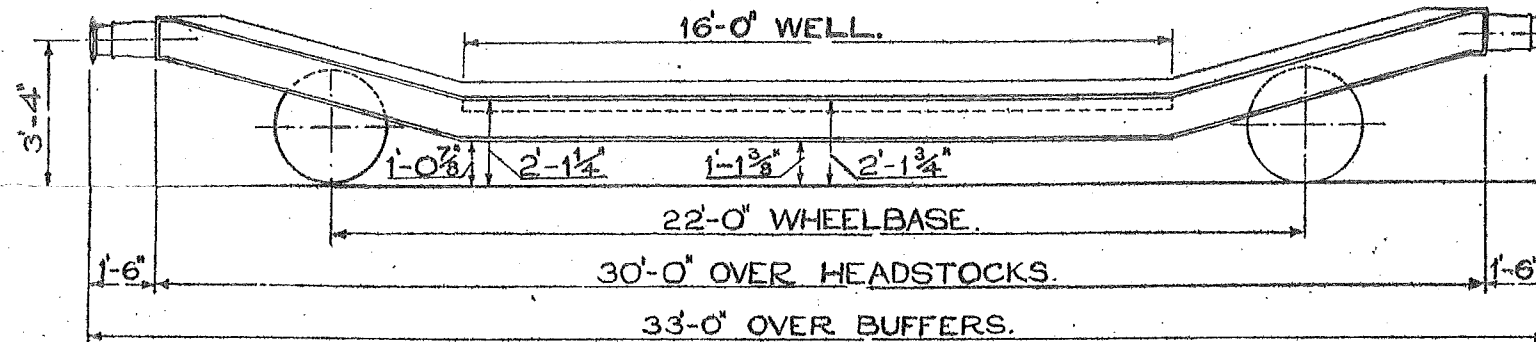
15

E.T. 904105 - 904119 (AVB & INSTANTER COUPLINGS) 11/4/56

# 25 TON LOWMAC.

LETTERED LOWMAC. WBB

246.



WHEELS:— 2'-8" DIA.

JOURNALS:— 10" X 6"

FLOOR:— WOOD

BUFFERS:— SELF CONTAINED

, , :— 1'-1" DIA.

COUPLINGS:— INSTANTER

TEL CODE:— LOWMAC WBB

MIN. CURVE:— 2 CHAINS

TARE:— 13T. 11c.

BRAKE:— HAND LEVER & AVB

LOT 2594

QTY 4

No's 904630 - 904633

17/4/36

26

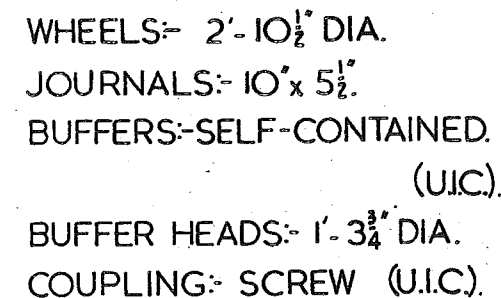
904




25TON LOWMAC.

LETTERED: LOWMAC E.U.

247



R.IV.  
TARE :- 13 TONS 5 CWT.  
FLOOR AREA :- EXCLUDING RAMP ENDS 137 SQ. FT.  
FLOOR :- WOOD & STEEL.  
BODY :- STEEL.


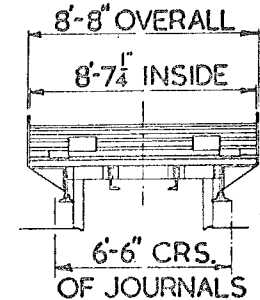
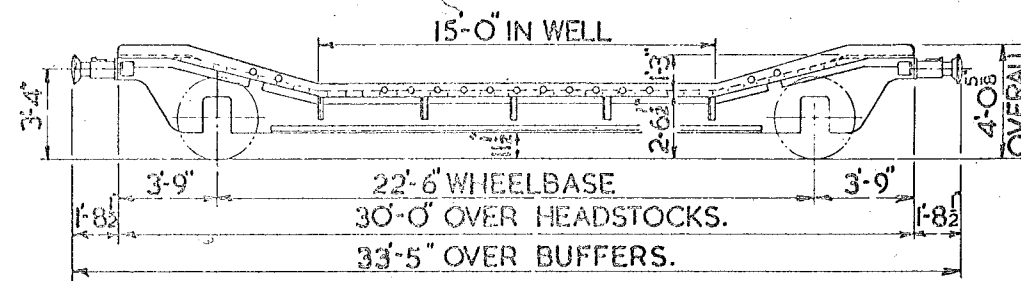
0 1 2 3 4 5  
SCALE. 



# 15 TON LOWMAC

248

LETTERED	TEL-CODE	LOT No.	QTY.	VEH.No's
LOWMAC W.V.	LOWMAC W.V.	2591	6	B905072 TO B905077
LOWMAC W.V.	LOWMAC W.V.	2875	10	B905078 TO B905087
LOWMAC W.V.	LOWMAC W.V.	3100	19	B905098 TO B905116
LOWMAC W.V.	LOWMAC W.V.	3197	2	B905117 TO B905118



TARE. 9 TONS IICWTS.  
BRAKE. HAND LEVER & A.V.B.  
MIN. CURVE.  $1\frac{3}{4}$  CHAINS.  
WOOD FLOOR.

WHEELS. 3'-12  $\frac{1}{2}$ " DIA.  
JOURNALS. 4 1/8 DIA. (\* 10"x5").  
COUPLINGS. STD. SCREW.  
8 BINDING CHAINS WITH SCREW COUPLINGS

BUFFERS. DOWTY HYDRAULIC.  
(\* SELF CONTAINED. Ø RUBBER SELF CONTAINED).  
BUFFER HEADS. 1'-1" DIA.

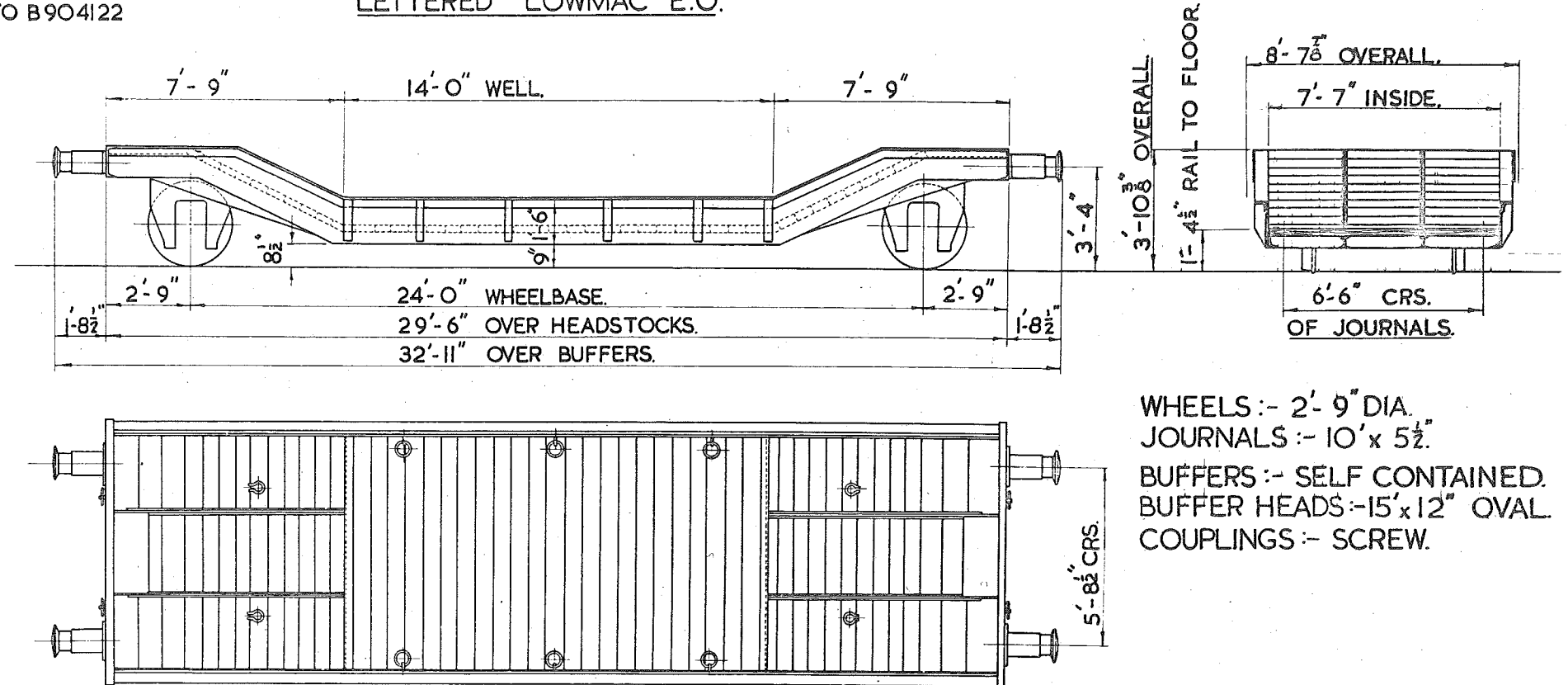
3  
VEHICLES

LOT Nº	DRG. Nº
2959	13622

NºB904120  
TO B904122

# 20 TON LOWMAC LETTERED LOWMAC E.O.

249



WHEELS :- 2'-9" DIA.  
JOURNALS :- 10' x 5 1/2"  
BUFFERS :- SELF CONTAINED.  
BUFFER HEADS :- 15' x 12" OVAL  
COUPLINGS :- SCREW.

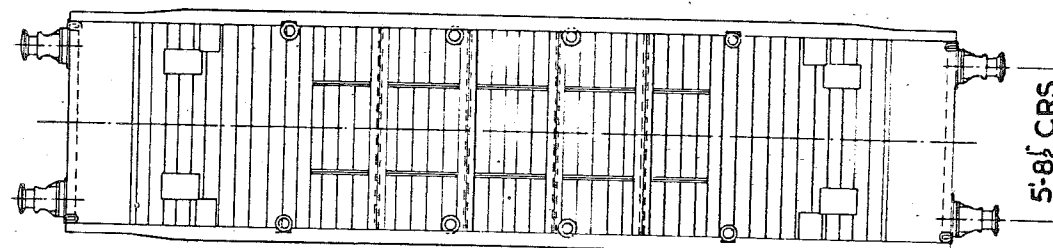
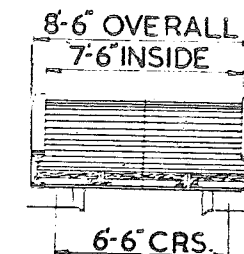
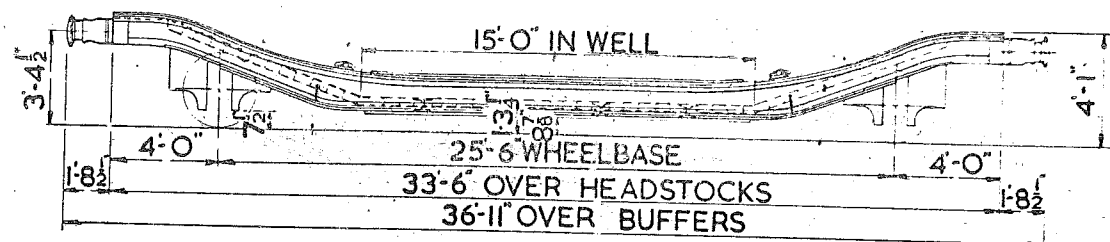
TEL CODE :- LOWMAC E.O.  
BRAKE :- AV.B. & HAND LEVER.  
MINIMUM CURVE :- 2 CHAINS.  
4 SETS OF BINDING CHAINS WITH SCREWS.  
FLOOR AREA (EXCLUDING RAMP ENDS) 106 SQ. FT.

TARE :- 11 TONS 13 CWT.  
FLOOR :- WOOD.  
BODY :- STEEL.

LETTERED	TEL-CODE	LOT No.	QTY.	VEH. Nos
LOWMAC.MU	LOWMAC.MU	2976	12	B.904123 TO B.904134

## 20 TON LOWMAC. MU

250



TARE. 12 TONS 9 CWTs.  
BRAKE. A.V.B. & HAND LEVER.  
MIN. CURVE. 2 CHAINS  
WOOD FLOOR.

WHEELS. 2'-8" DIA.  
JOURNALS. 10"x5"  
BUFFERS. SELF CONTAINED  
BUFFER HEADS. 1'-1" DIA.

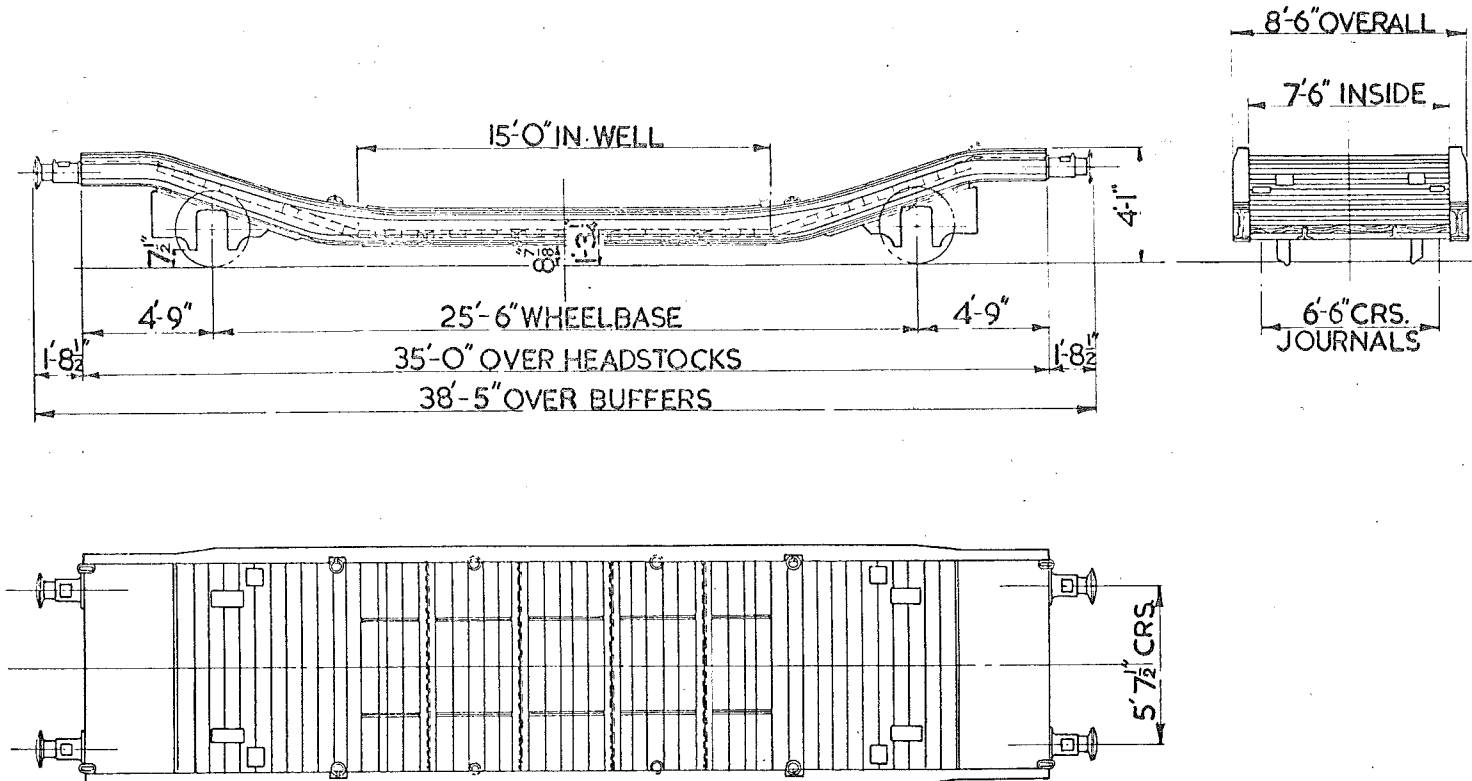
COUPLING. STD. SCREW.  
8 BINDING CHAINS WITH SCREW COUPLINGS

# 20 TON LOWMAC <sup>SG</sup> <sub>MV</sub>

252

LETTERED	TEL. CODE	LOT No.	QTY.	VEH. No
LOWMAC S.G.	LOWMAC S.G.	3101	10	B904135 TO B904144
LOWMAC MU.	LOWMAC M.U.	3298	3	B904155 TO B904157

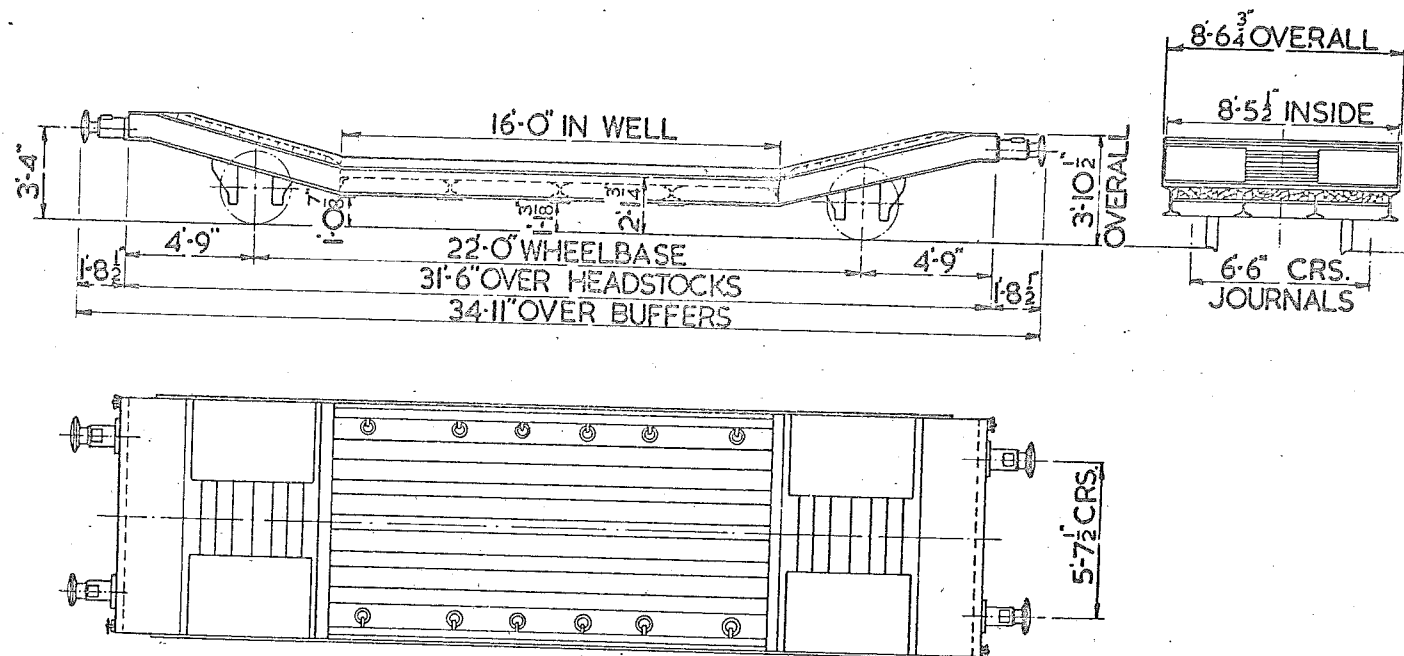
※



TARE:- 12 TONS 18CWT'S  
BRAKE:- A.V.B. & HAND BRAKE  
MIN. CURVE. 2 CHAINS  
FLOOR:- WOOD

WHEELS:- 2'-8" DIA.  
JOURNALS:- 4 7/8" DIA.  
BUFFER HEADS 1'-1" DIA.  
8 BINDING CHAINS WITH SCREW COUPLINGS  
BUFFERS:- DOWTY HYDRAULIC  
※ RUBBER SELF CONTAINED  
COUPLING:- STD. SCREW

LETTERED	TEL-CODE	LOT No.	QTY.	VEH.No.
LOWMAC MS	LOWMAC MS	3172	10	B 904695 TO B 904704
LOWMAC SH	LOWMAC SH		5	B 904705 TO B 904709
LOWMAC MS	LOWMAC MS	3198	6	B 904710 TO B 904715
LOWMAC WP	LOWMAC WP		7	B 904716 TO B 904722



TARE: 13 TONS 14 CWTs.  
 BRAKE. AV.B. & HANDLEVER.  
 MIN. CURVE. 2 CHAINS.  
 WOOD FLOOR.

WHEELS. 2'-8" DIA.  
 JOURNALS. 5 1/2" DIA.  
 BUFFERS. DOWTY HYDRAULIC.  
 BUFFER HEADS. 1'-1" DIA.  
 COUPLINGS. STD. SCREW.  
 8 BINDING CHAINS WITH SCREW COUPLINGS.

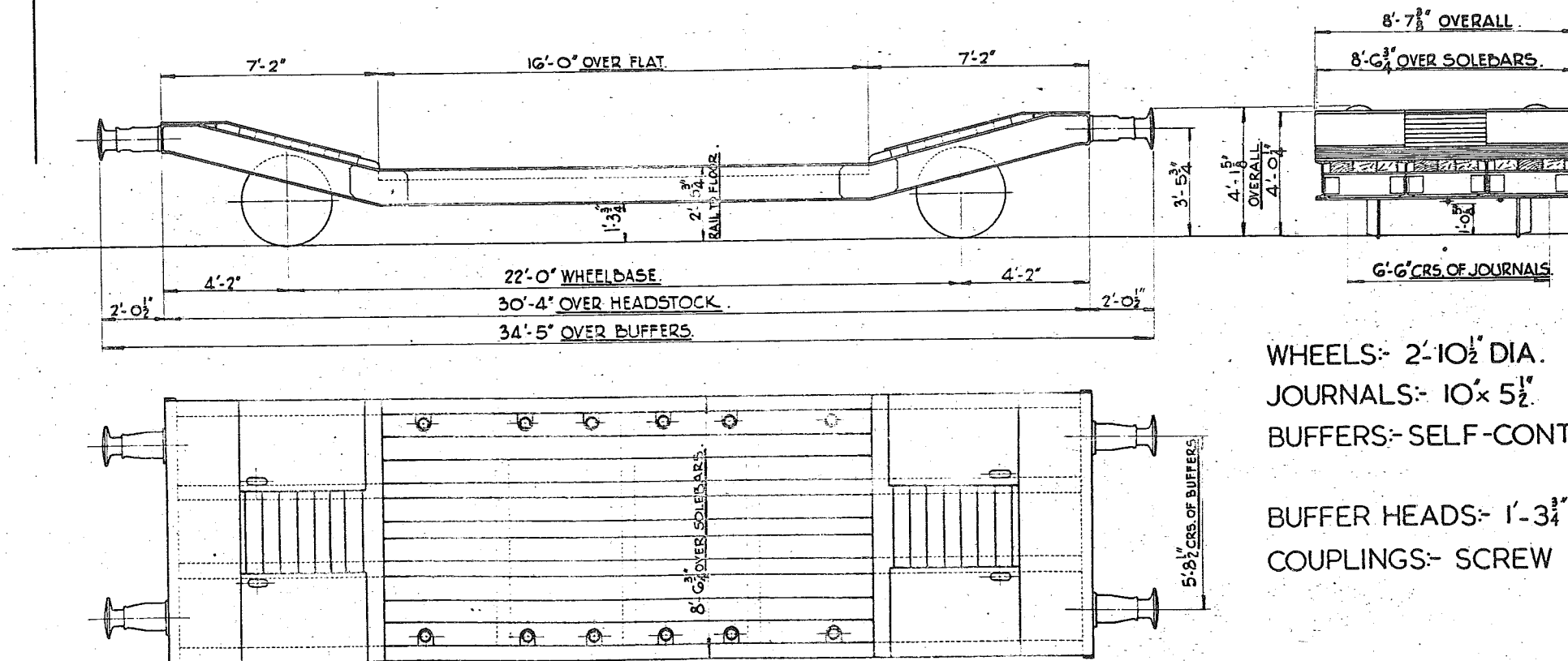
8  
VEHICLES

LOT Nº	DRG. Nº
2645	SW.DN. 20138

NºS 904634-904641.

# 25TON LOWMAC. LETTERED LOWMAC S.F

254



WHEELS:- 2'-10 1/2" DIA.  
JOURNALS:- 10" x 5 1/2"  
BUFFERS:- SELF-CONTAINED (U.I.C.)  
BUFFER HEADS:- 1'-3 3/4" DIA.  
COUPLINGS:- SCREW (U.I.C.)

TEL CODE:- LOWMAC S.F.  
BRAKE:- VAC. & HAND (LEVER).  
THROUGH WESTINGHOUSE PIPE.  
MINIMUM CURVE:- 2 CHAINS.  
4 SETS OF BINDING CHAINS WITH SCREWS.

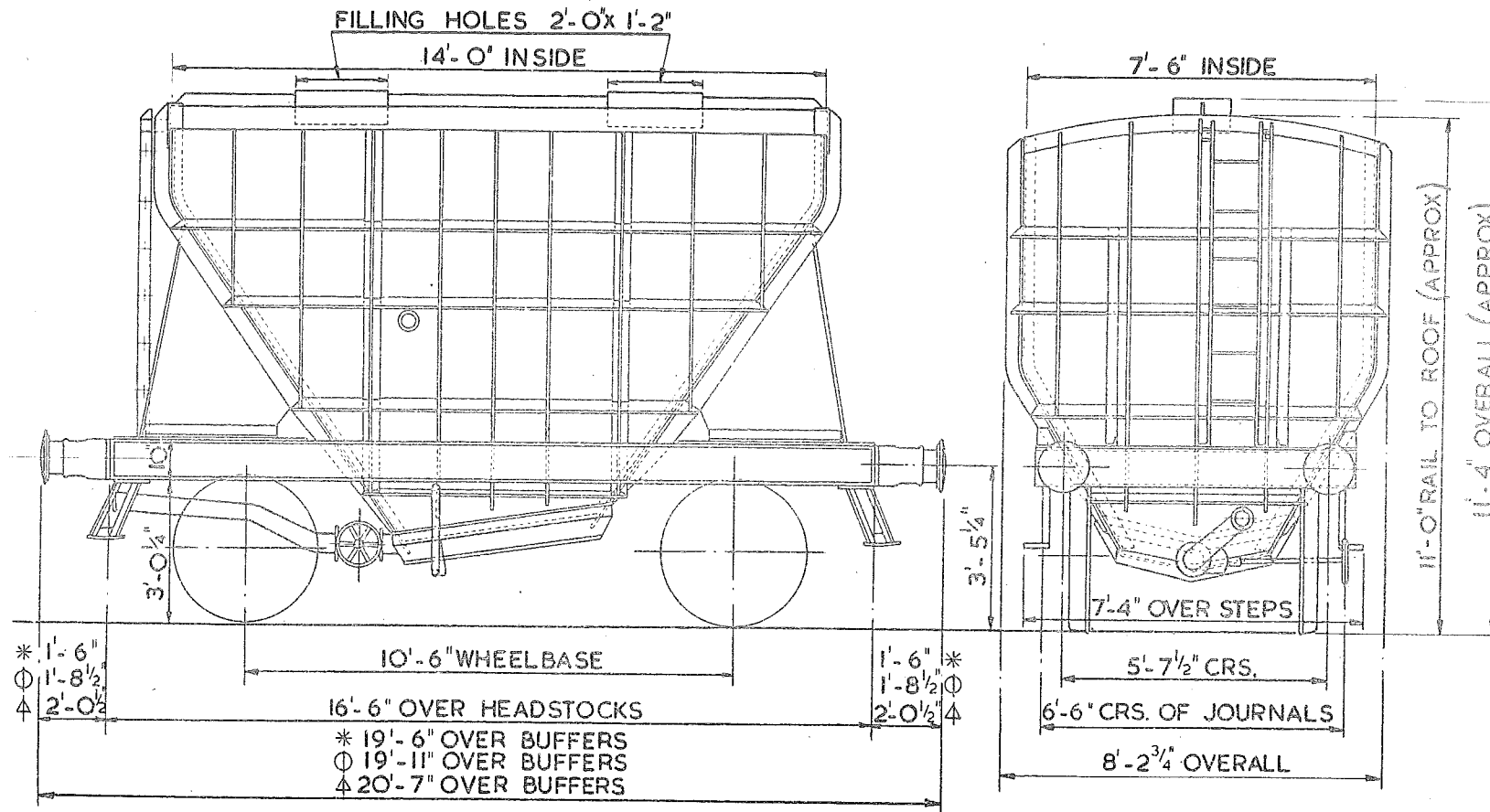
R.I.V.  
TARE:- 13 TONS 15 CWT.  
FLOOR AREA:- (EXCLUDING RAMP ENDS) 137 SQ.FT.  
FLOOR:- WOOD & STEEL.  
BODY:- STEEL.

SCALE. 0 1 2 3 4 5 6 7 8 9 10 FEET.

# 20 TON HOPPER CEMENT WAGON.

272

COUPLING	BUFFER PROJ.	LOT. No.	QTY.	TARE T - CWT.
INSTANTER	1'- 6"	2769	110	12 - 5
INSTANTER	1'- 6"	2863	70	12 - 5
STD. SCREW	1'- 8 1/2"	3029	80	12 - 14
CONT. SCREW	2'- 0 1/2"	3156	50	13 - 0
STD. SCREW	1'- 8 1/2"		220	
CONT. SCREW	2'- 0 1/2"	3175	30	13 - 2
STD. SCREW	1'- 8 1/2"		270	
CONT. SCREW	2'- 0 1/2"	3176	26	13 - 2
STD. SCREW	1'- 8 1/2"		74	
CONT. SCREW	2'- 0 1/2"	3177	80	13 - 1
STD. SCREW	1'- 8 1/2"		120	
INSTANTER	1'- 8 1/2"	3323	170	12 - 18
INSTANTER	1'- 8 1/2"	3361	170	12 - 18
INSTANTER	1'- 8 1/2"	3406	150	12 - 18
INSTANTER	1'- 8 1/2"	3409	150	12 - 19



TEL CODE - PRESFLO

CUBIC CAPACITY - 611 CU. FT.

MINIMUM CURVE - 1 CHAIN

A.V.B. & HAND BRAKE

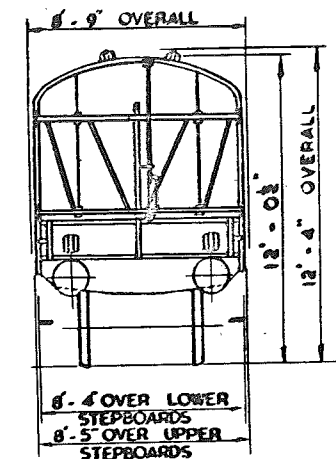
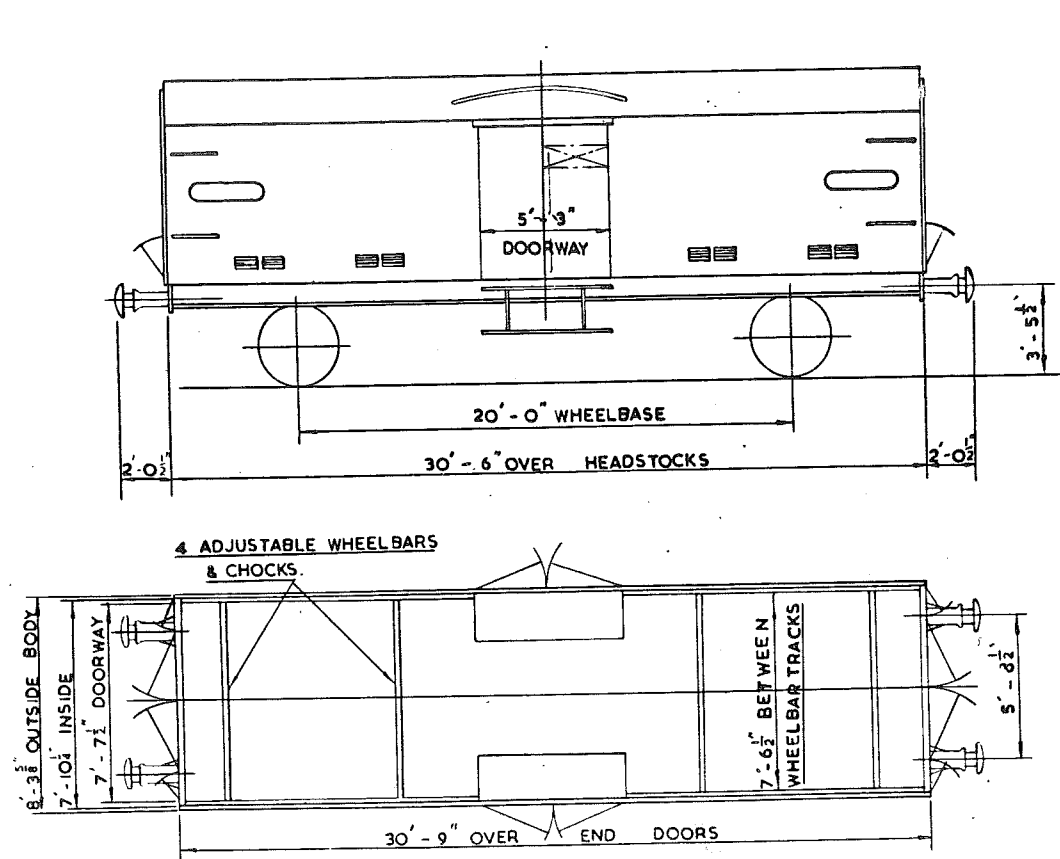
WHEELS - 3'-1 1/2" DIA.

JOURNALS - 10" x 5" OR 4 7/8" DIA. ROLLER BEARINGS

BUFFER HEADS - 1'-1" DIA.



# 14 TON MOTOR CAR VAN FOR CONTINENTAL FERRY SERVICE



WHEELS: 1 METRE DIA.

JOURNALS: 250 MM x 130 MM. 2000 MM CTRS.

BUFFERS: 1 - 3 3/4" (400 MM) DIA  
SELF-CONTAINED

COUPLINGS: SCREW (U TYPE)

QTY. LOT No. TARE BUILT AT VEHL No.

20	2848	15T.-OC.	LANCING	B.889000-19
10	3022	15T.-OC.	LANCING	B.889020-29

CARRYING CAPACITY - 14 TONS EVENLY DISTRIBUTED

THROUGH ELECTRIC HEATING EQUIPMENT

AV.8 WESTINGHOUSE THRO' PIPE

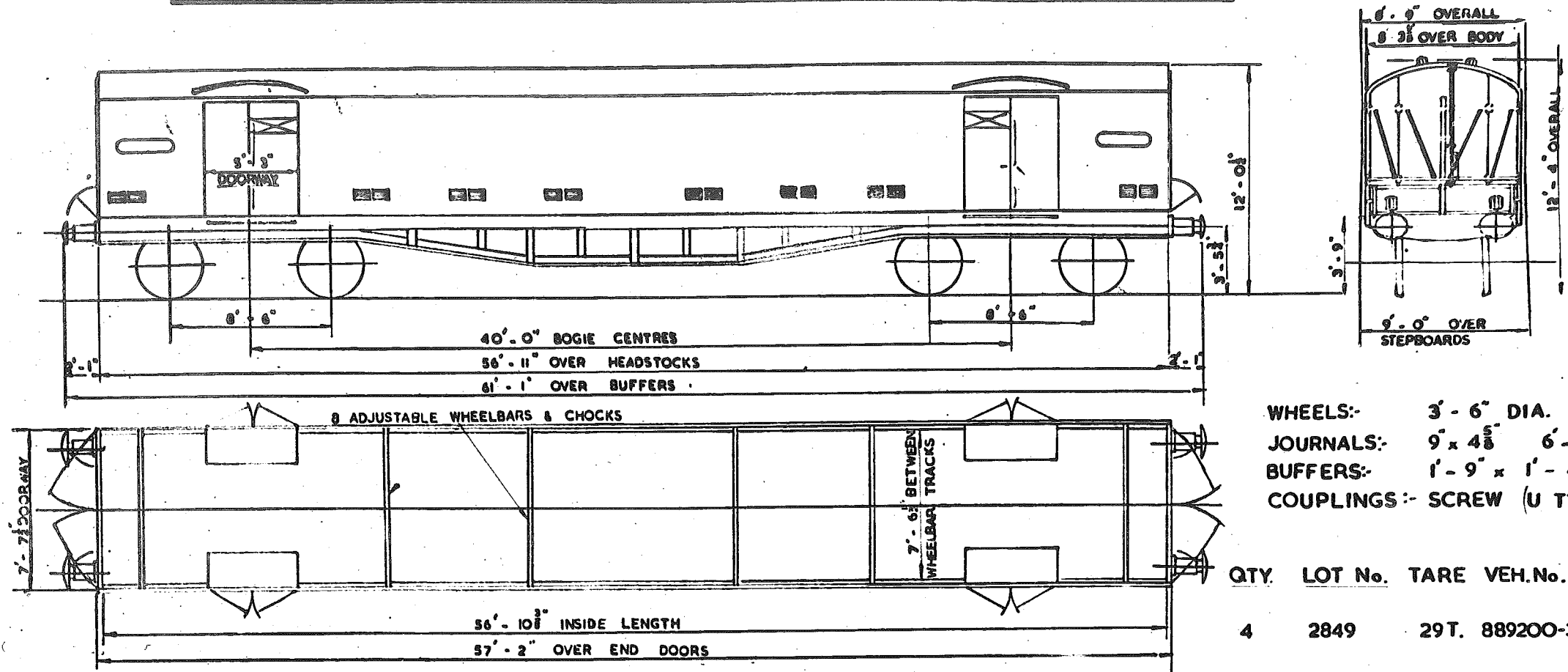
SIDE LEVER HAND BRAKE  
THROUGH STEAM PIPES, BR &  
CONTINENTAL.

MINIMUM CURVE - 2 CHAINS

SCALE 0 2 4 6 8 10 FEET

# 14 TON SCENERY VAN FOR CONTINENTAL FERRY SERVICE

292



WHEELS:- 3' - 6" DIA.  
JOURNALS:- 9" x 4 5/8" 6' - 6" CTRS.  
BUFFERS:- 1' - 9" x 1' - 4 1/2"  
COUPLINGS:- SCREW (U TYPE)

QTY.	LOT No.	TARE	VEH.No.	BUILT AT
4	2849	29T.	889200-3.	EASTLEIGH

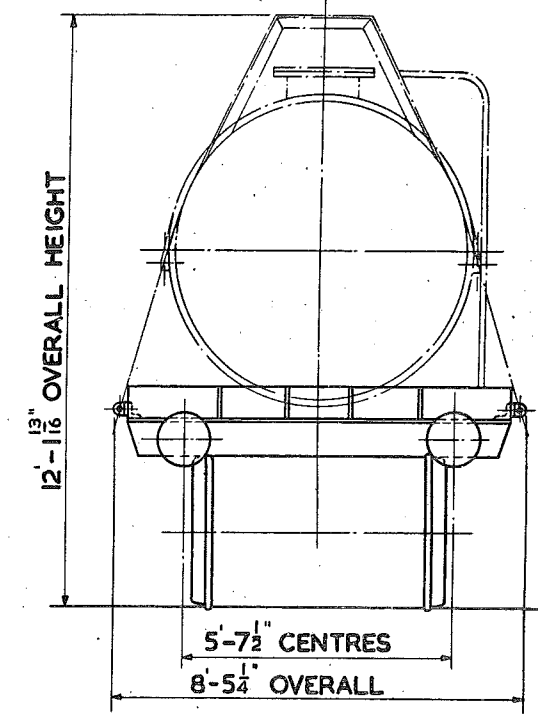
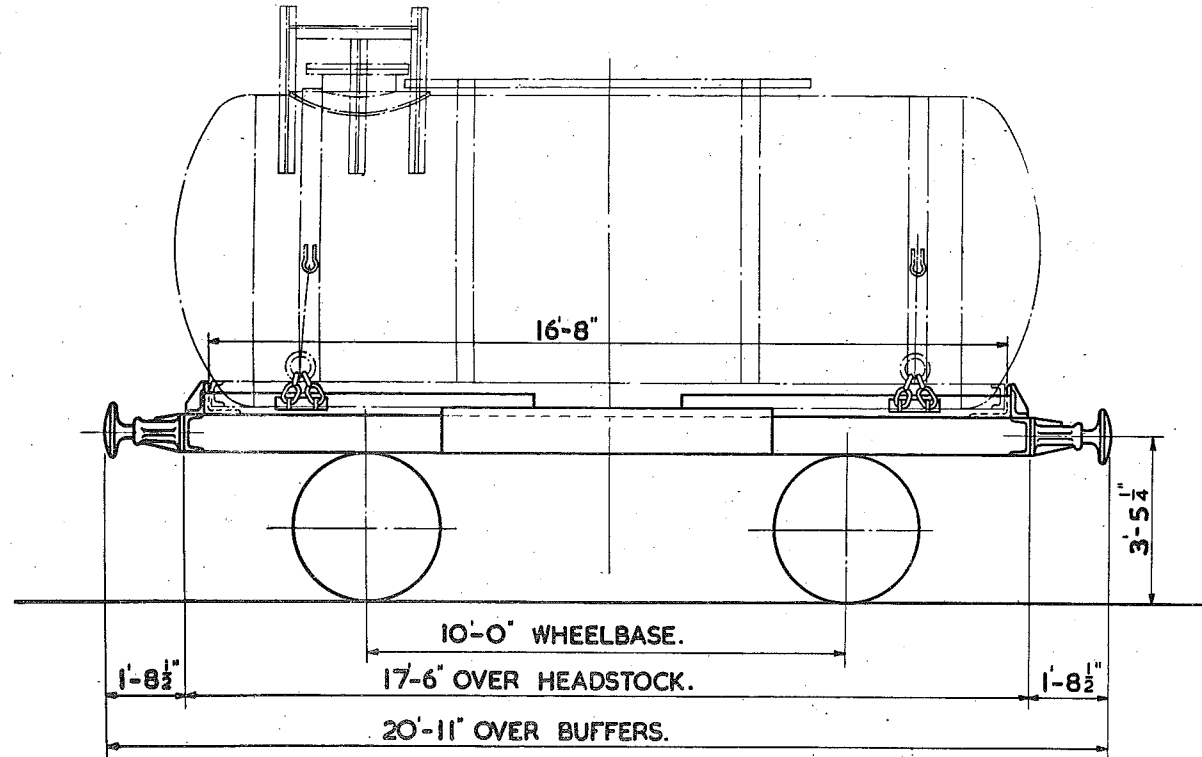
CARRYING CAPACITY- 14 TONS EVENLY DISTRIBUTED. THROUGH STEAM PIPES, BR. & CONTINENTAL.  
A.V. B. & WESTINGHOUSE THROUGH PIPE. THROUGH ELECTRIC HEATING EQUIPMENT.  
SCREW HANDBRAKE.

SCALE 0 2 4 6 8 10 FEET



DEMOUNTABLE TANK WAGON  
ANHYDROUS DIMETHYLAMINE TRANSPORT TANK

340



TARE 10 TONS 18 CWTs WITH TANK.  
 6 TONS 17 CWTs WITHOUT TANK.  
 WEIGHT OF LIQUID NOT TO EXCEED 7 TONS 19 CWTs.  
 CAPACITY:-2619 GALLONS OF D.M.A.  
 OR 1981 GALLONS OF M.M.A.


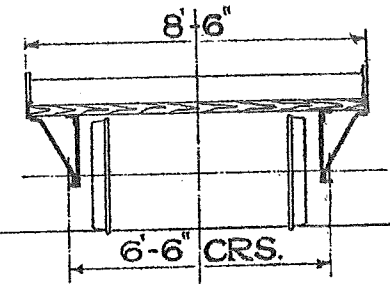
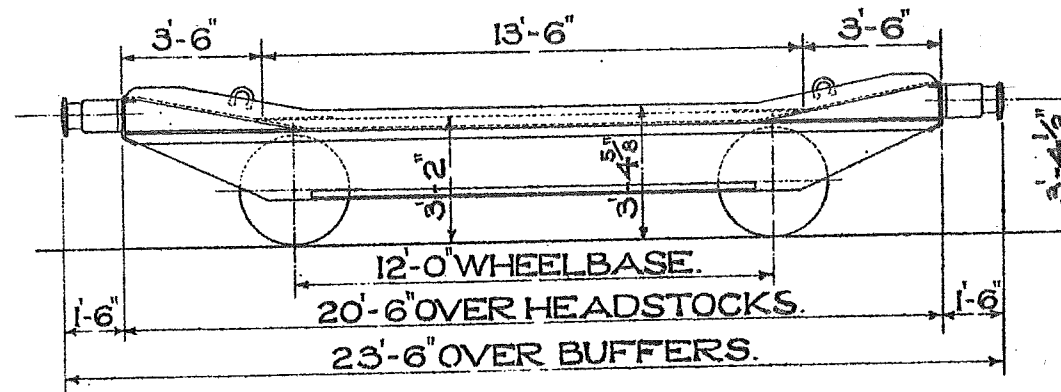
BRAKE :- HAND LEVER & A.V.B.  
 MIN CURVE :- 1 CHAIN.  
 FLOOR :- WOOD.  
 4 BINDING CHAINS & SCREW COUPLINGS.

WHEELS:- 3'-1" DIA.  
 JOURNALS:- 9"X4" DIA.  
 BUFFER HEADS :- 1'-1" DIA.  
 COUPLINGS :- SCREW.

SCALE FEET

20 TONS HIGH MACHINE TRUCK.  
LETTERED-HYMAC 'EP.'

390.



1'-1" DIA. BUFFERS.  
 11" x 5" JOURNALS.  
 2'-9" DIA. WHEELS.  
 WOOD FLOOR.  
 METAL RAMPS.

QTY. 6.

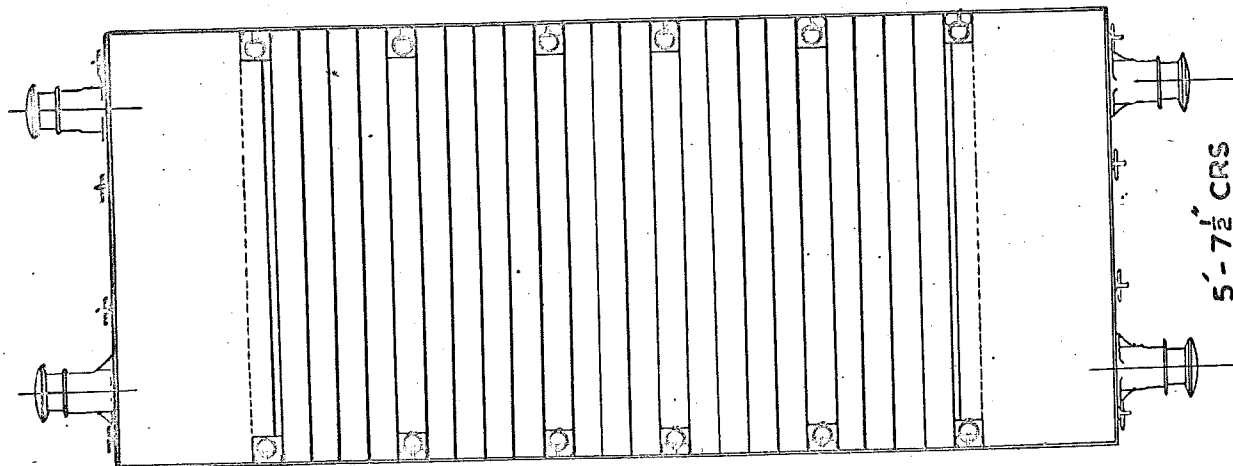
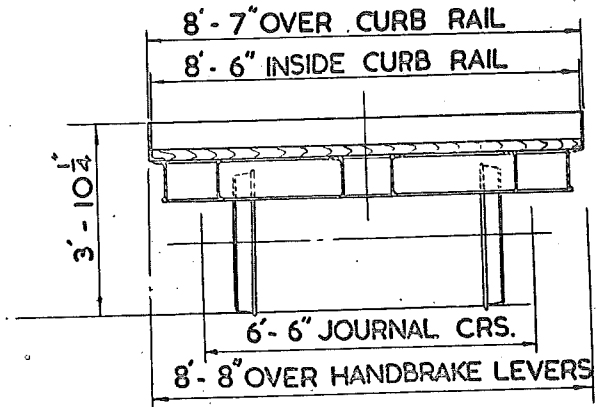
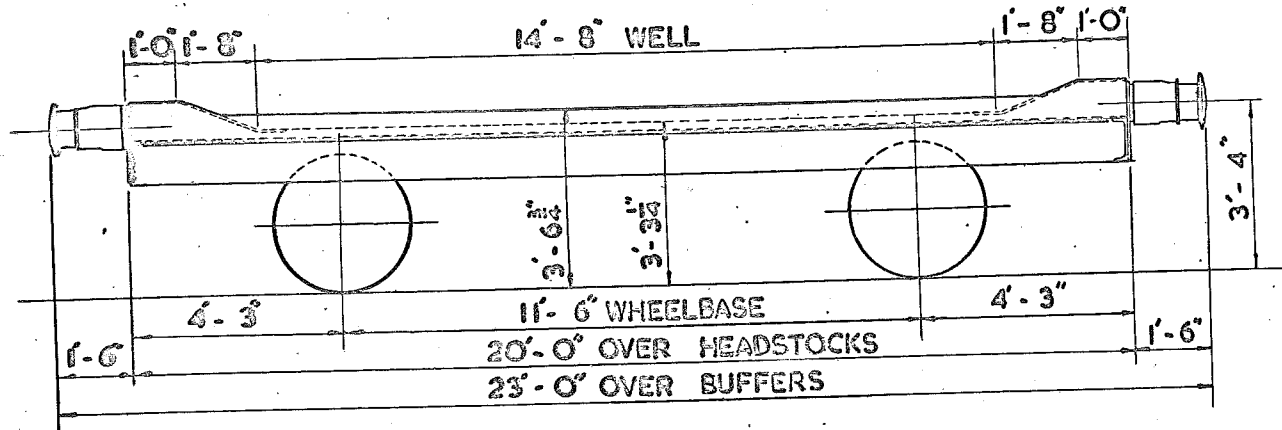
LOT 2353.

No. B906000 TO  
 B906005.

TEL.CODE-HYMAC EP.  
 TARE- 7 TONS 3 CWT.  
 LEVER HAND BRAKE.  
 MINIMUM CURVE-1 1/4 CHAINS.

**21 TON HYMAC**  
**LETTERED - HYMAC EX.**

391



JOURNALS: 10" x 5"  
 DIA. OF WHEELS: 2'-9"  
 BUFFERS: SELF CONTAINED  
 BUFFER HEADS: 1'-1" DIA.  
 COUPLINGS: 3 LINK  
 FLOOR: WOOD WITH METAL RAMPS

TEL. CODE: HYMAC EX.  
 TARE: 7 T. 12 C. BRAKE: HAND LEVER  
 MINIMUM CURVE: 1 CHAIN

LOT 2644  
 QTY. 15  
 NUMBERS: 906006 TO 906020

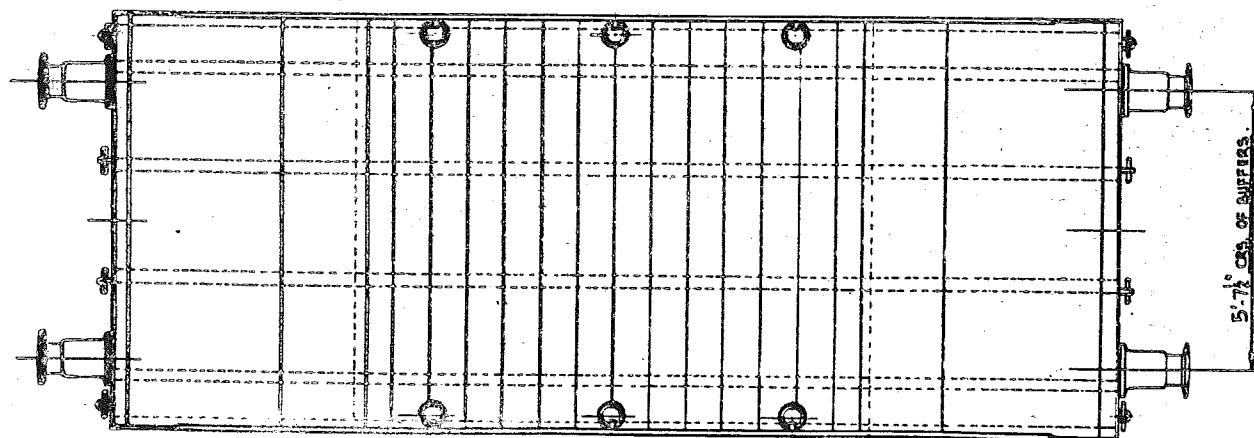
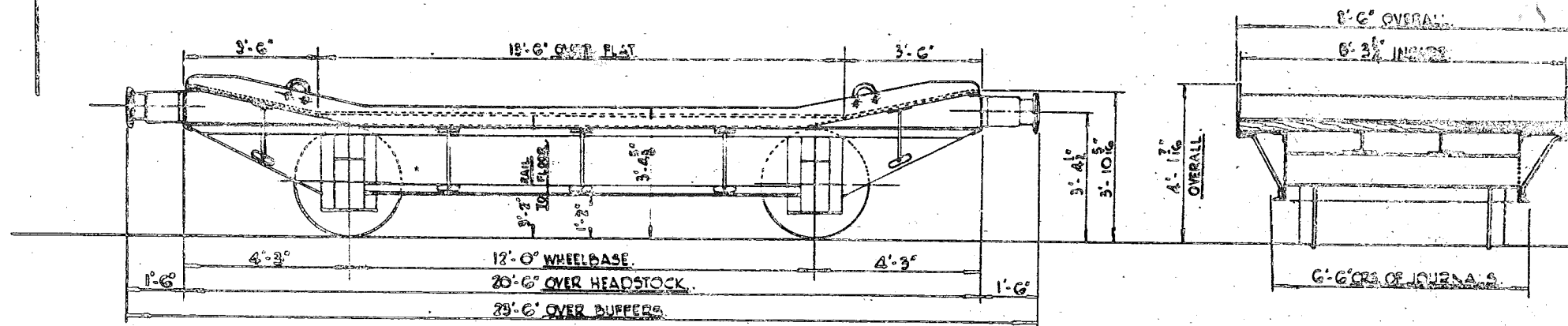


VEHICLE	LOT NO	DOC. NO
	3015	00584

W.L. 906 021.

# 20 TON HYMAC. LETTERED HYMAC E.P.

392



WHEELS:- 2'-9" DIA.  
JOURNALS:- 11" x 5"  
BUFFER:- SELF-CONTAINED.  
BUFFER HEADS:- 1'-1" DIA.  
COUPLINGS:- 3 LINK.

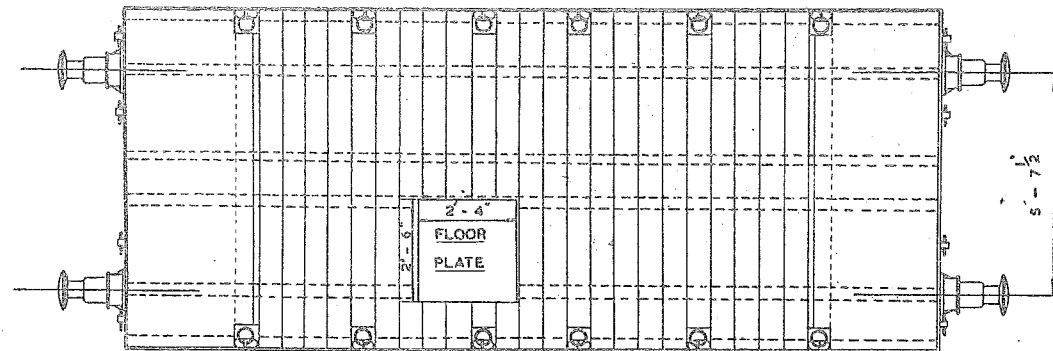
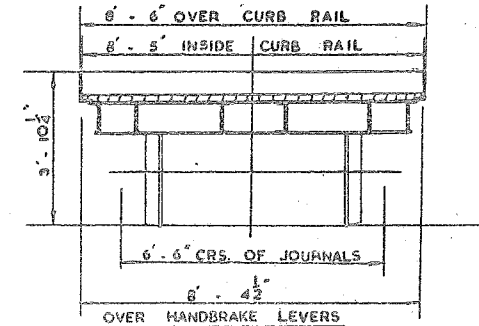
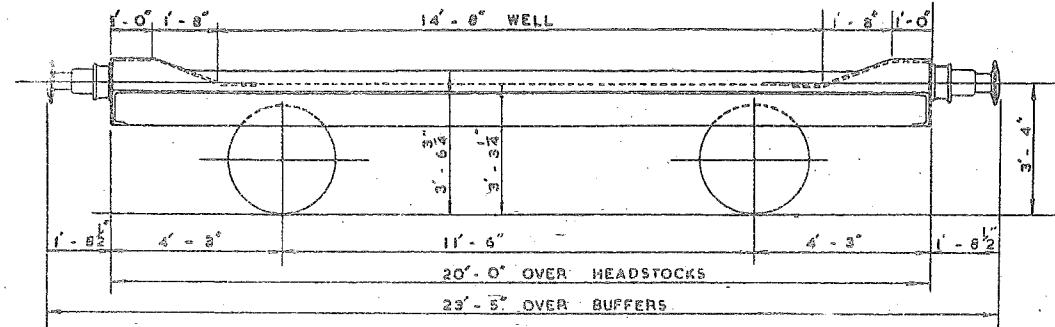
TEL. CODE:- HYMAC E.P.  
BRAKE:- HAND (LEVER).  
MINIMUM CURVE:- 1 1/2 CHAINS.  
TARE:- 7 TONS 4CWT.

FLOOR AREA (EXCLUDING RAMP ENDS) 112 SQ. FT.  
FLOOR:- WOOD STEEL.  
BODY:- STEEL.



# 21 TON HYMAC LETTERED - HYMAC EX.

393



WHEELS:- 2' - 8" DIA.

JOURNALS:- 4 7/8" DIA. (ROLLER BEARING)

BUFFERS:- OLEO PNEUMATIC

BUFFER HEADS:- 1' - 1" DIA.

COUPLINGS:- INSTANTER

FLOOR:- WOOD WITH METAL RAMPS

TEL. CODE:- HYMAC EX.

TARE:- 8 TON

MINIMUM CURVE:- 1 CHAIN

LOT No:- 3304

QUANTITY:- 5

VEHICLE Nos. B906022 TO B906026

A.V.B. & LEVER HAND BRAKE

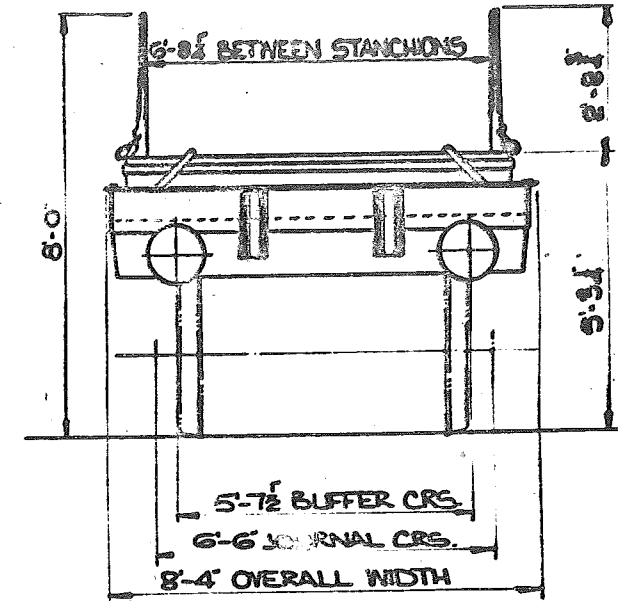
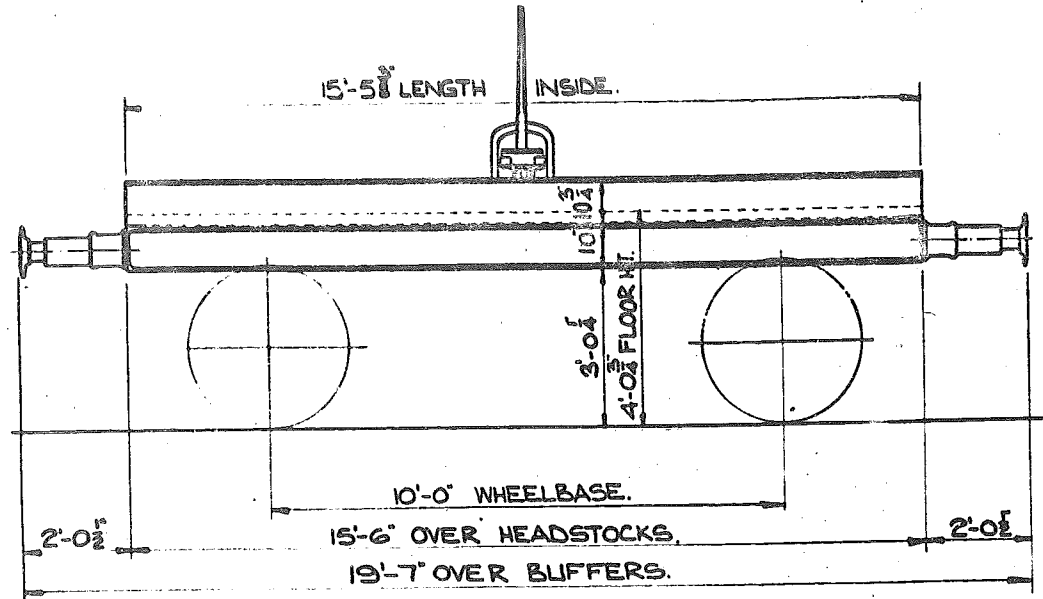
SCALE 0 2 4 6 8 10 FEET



# 13 TON SINGLE BOLSTER WAGON.

405

LOT N <sup>o</sup>	DRG. N <sup>o</sup>
2125	SW/ON 22262



TEL. CODE:

TARE:

MIN CURVE: 1 CHAIN.

BRAKE: A.V.B. & MORTON.

FLOOR: WOOD.

WHEELS: 3'-1 1/2" DIA.

BUFFERS: OLEO PNEUMATIC.

BUFFER HEADS: 1'-1" DIA.

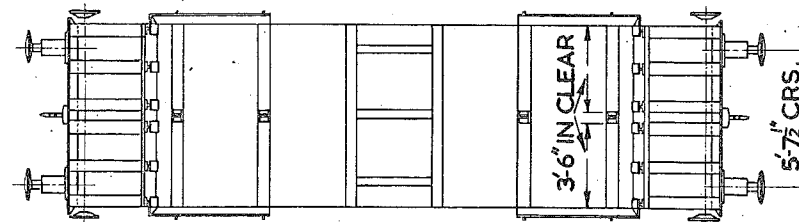
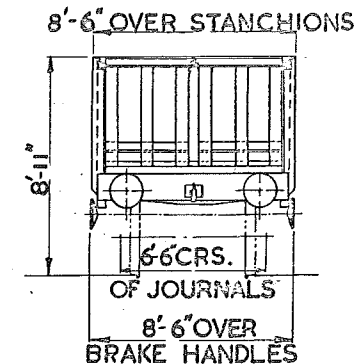
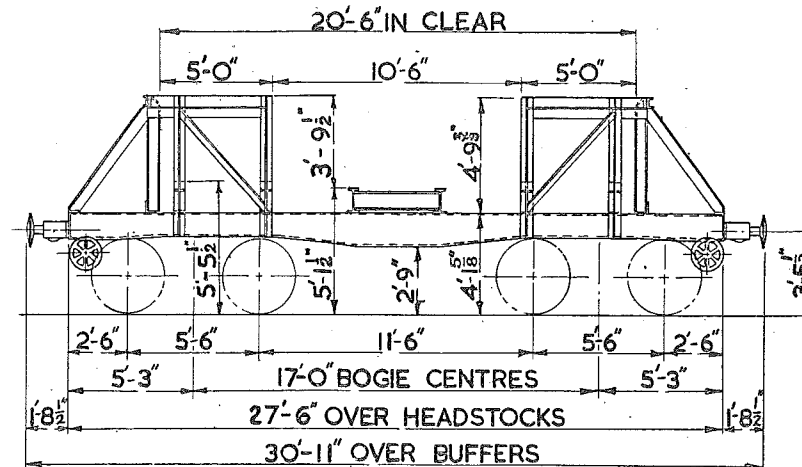
JOURNALS: 9" x 4 1/4".

COUPLINGS: SCREW.



## 57 TON SLAB WAGON

LETTERED	TEL-CODE	LOT No.	QTY.	VEH.No.
SLAB	SLAB	3359	50	B 949501 TO B 949550



TARE:- 18 TONS 2CWTS.

MIN. CURVE:- 1 CHAIN

BRAKE:- SCREW &amp; AVB.

FLOOR:- STEEL

BODY:- STEEL

WHEELS:- 3'-1 1/2" DIA.

JOURNALS:- 5 1/2" DIA.

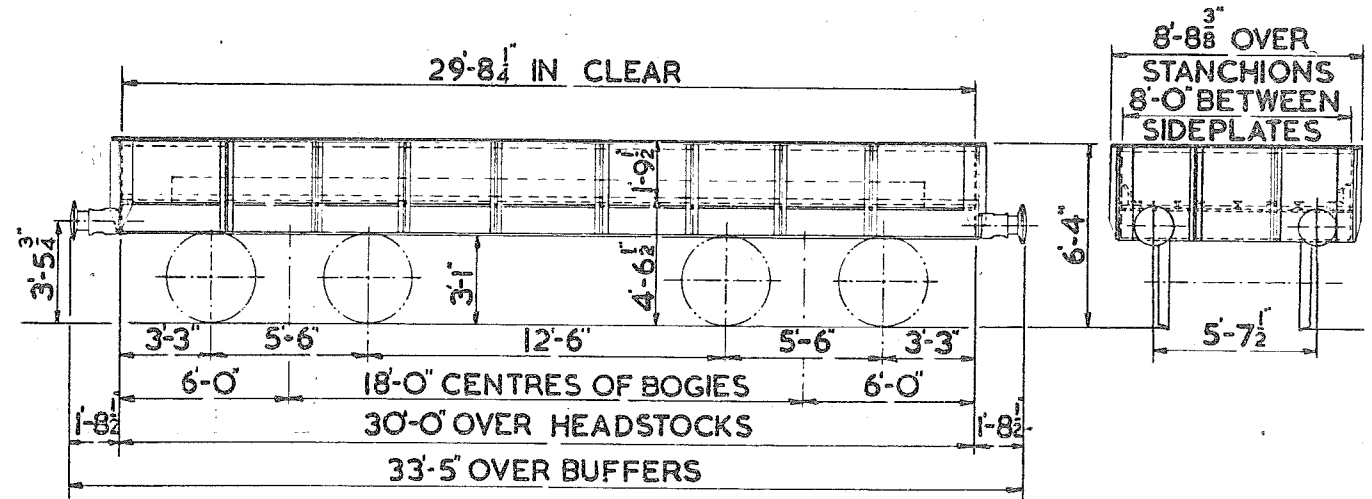
BUFFER HEADS:- 1'-4" DIA.

BUFFER:- HYDRAULIC

COUPLINGS:- INSTANTER

## 60 TON COIL STRIP WAGON

413

[illegible]

TEL. CODE:- STRIPCOIL

TARE:- 23T-5C.

MIN. CURVE :- 1 CHAIN

BRAKE:- HAND LEVER & A.V.B.

WHEELS:-  $3-1\frac{1}{2}$ " DIA.

JOURNALS:- 52 DIA.

**BUFFERS:- HYDRAULIC**

BUFFER HEADS:- 1'-4" DIA.

COUPLINGS:- INSTANTER

BODY:- STEEL.

FLOOR:- STEEL.

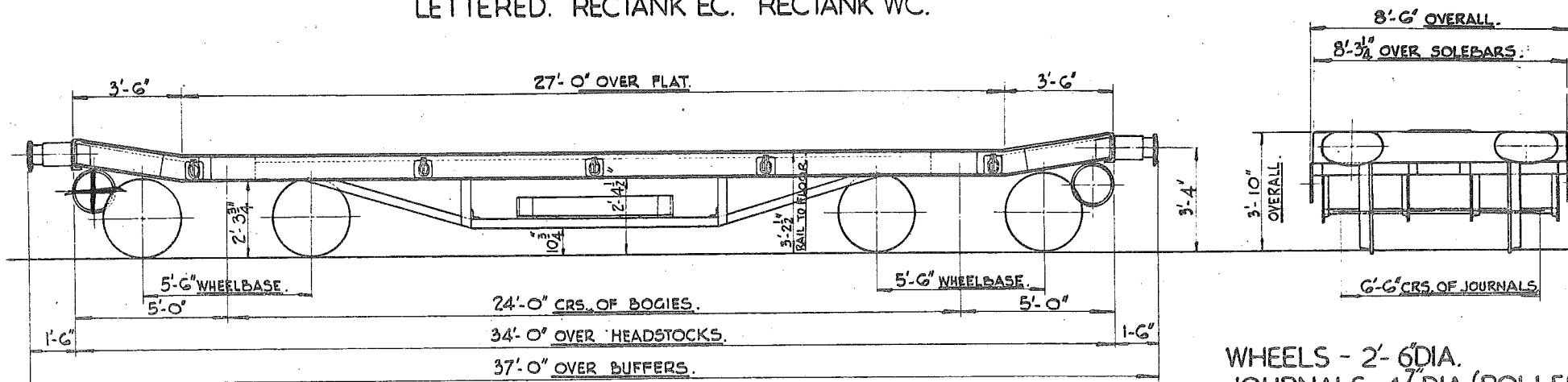
21  
VEHICLES.  
27  
VEHICLES

LOT NO.	DRG. NO.
3165	DN. 28013
3259	

# 38TON RECTANK WAGON.

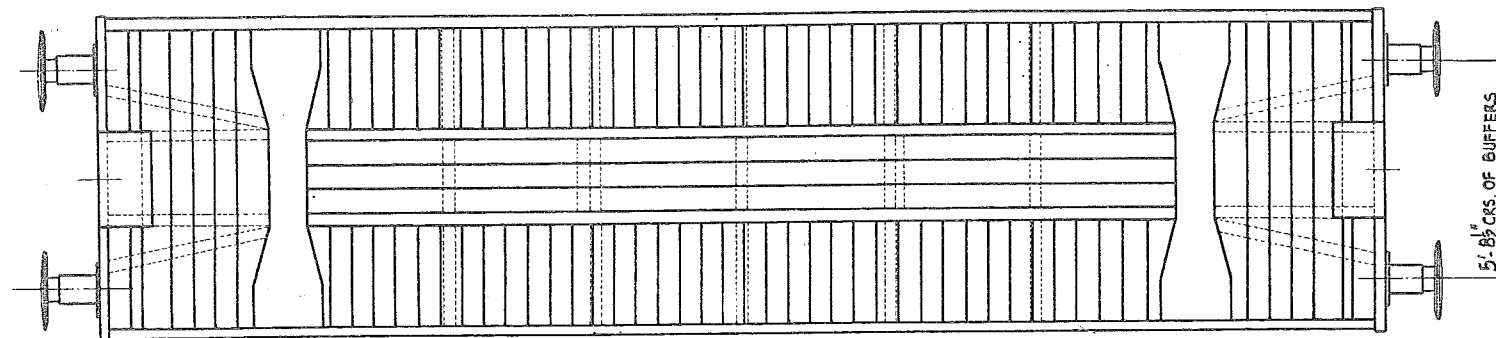
LETTERED. RECTANK EC. RECTANK WC.

440



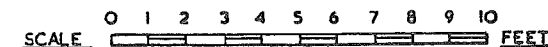
WHEELS - 2'-6" DIA.  
JOURNALS - 4 7/8" DIA. (ROLLER BEARING)

BUFFERS - SELF CONTAINED.  
BUFFER HEADS - 24" x 14" OVAL.  
COUPLINGS - INSTANTER.



TELE. CODE. - RECTANK EC. RECTANK WC.  
BRAKE - STD. SLACK ADJUSTER (SCREW.)  
THROUGH VACUUM PIPE.  
MINIMUM CURVE. - 70 FT.  
TARE. - 15 TONS. 3 CWTs.

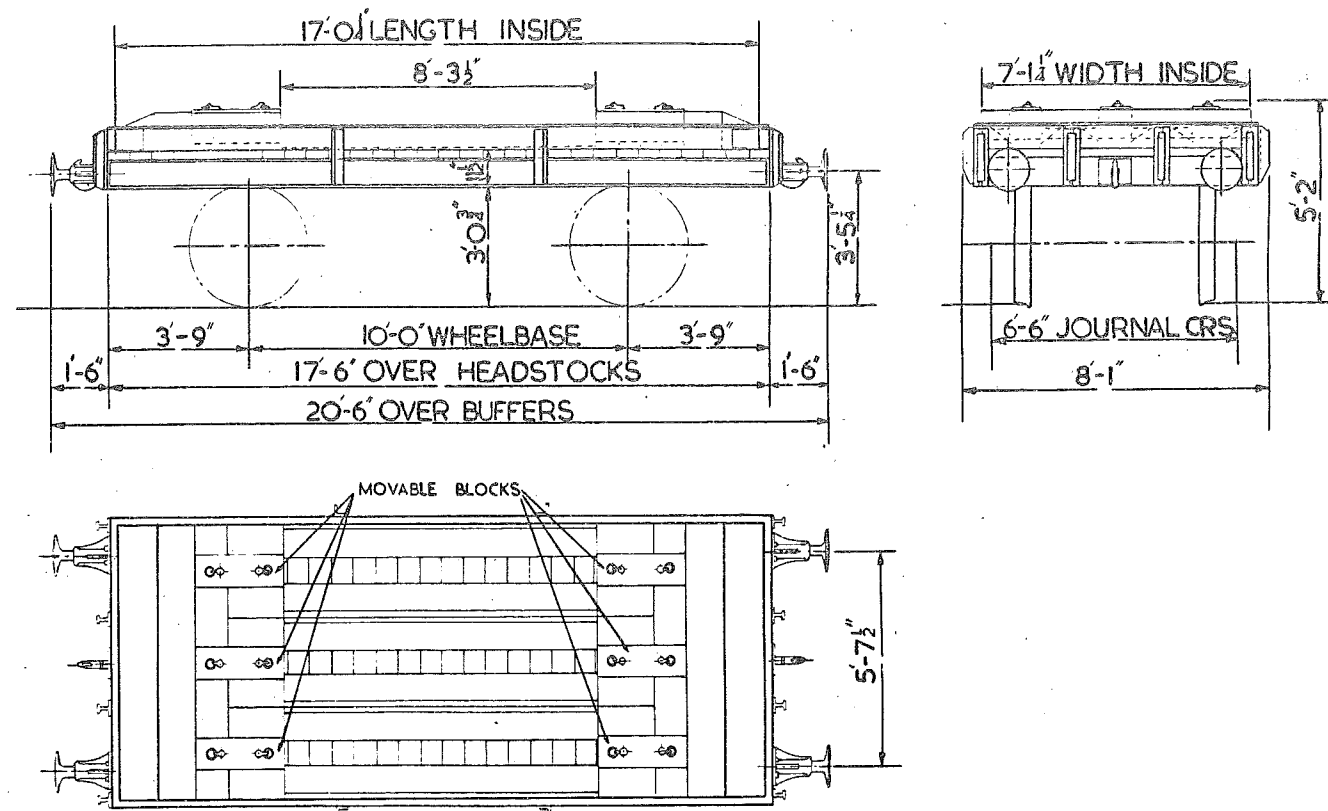
FLOOR AREA (EXCLUDING RAMP ENDS) - 223 SQ. FT.  
FLOOR - WOOD.  
BODY - STEEL.  
BODY BOLSTER - CAST STEEL.  
BOGIE - CAST STEEL.



LETTERED	TEL. CODE	LOT N°	QTY.	VEH N°
ROLL WC	ROLL WC	2877	10	B901850 TO B901859

## 12 TON ROLL WAGON

450



TARE :- 6 TONS 13 CWTs.

MIN. CURVE :- 1 CHAIN

BRAKE :- HAND LEVER

FLOOR :- WOOD

WHEELS :- 3'-1 1/2" DIA.

JOURNALS :- 9" x 4 1/4"

BUFFERS :- SPINDLE

BUFFER HEADS :- 1'-1"

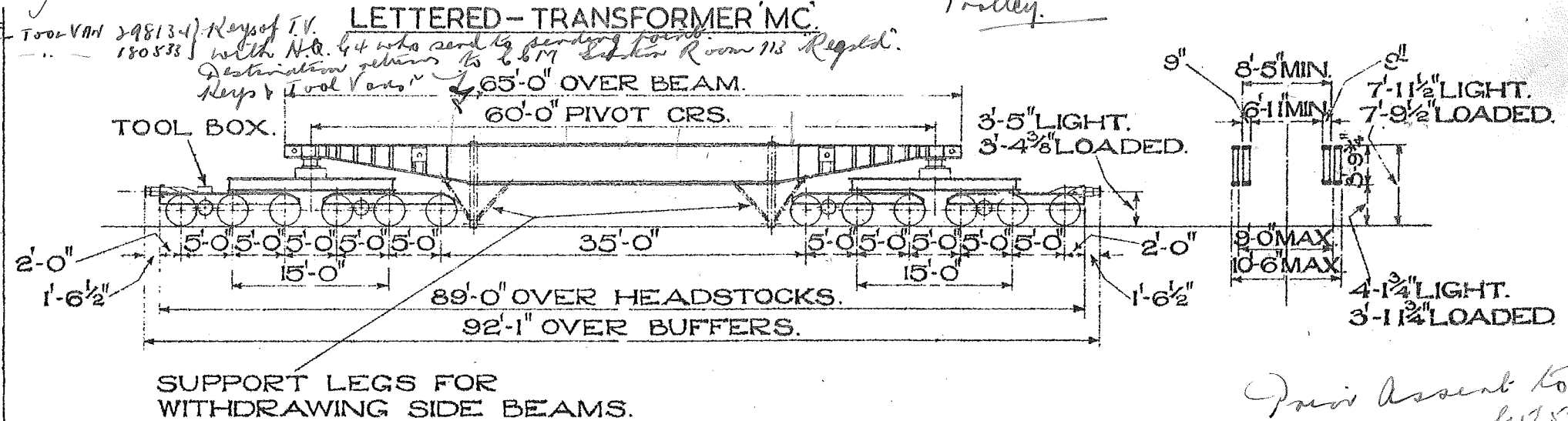
COUPLINGS :- THREE LINK

# 135 TON TRANSFORMER TROLLEY.

N.B. Key of Tool Box on Trolley on Trolley.

470.

LOT N°	QTY	NUMBERS
2419	2	901800 901801.



TEL.CODE - TRANSFORMER 'MC'. TARE - 72 TONS 11 CWT. SIZE OF JOURNALS - 12" x 7 1/4".  
BRAKE - HAND SCREW. WEIGHT OF A SIDE BEAM - 10 TONS 0 CWT. DIA. OF WHEELS - 3'-0"  
MIN. CURVE VEHICLE WILL NEGOTIATE - 1 1/2" CHAINS. BUFFERS - SELF CONTAINED.  
SIDE BEAMS DETACHABLE & ADJUSTABLE FROM 6'-11" MIN. TO 9'-0" MAX. BETWEEN BEAMS IN 5" REDUCTIONS OF 2 1/2" EACH SIDE. BUFFER HEADS - 1'-1" DIA.  
CROSS TRAVERSING GEAR TO GIVE A MAX. COUPLINGS - SCREW.  
TRAVERSE OF 1'-0" ON EITHER SIDE OF C.  
WHEN REQUIRED TO CLEAR ANY OBSTRUCTION.

Drawn Ascent to S.R.  
by 57574 1/4  
7/1

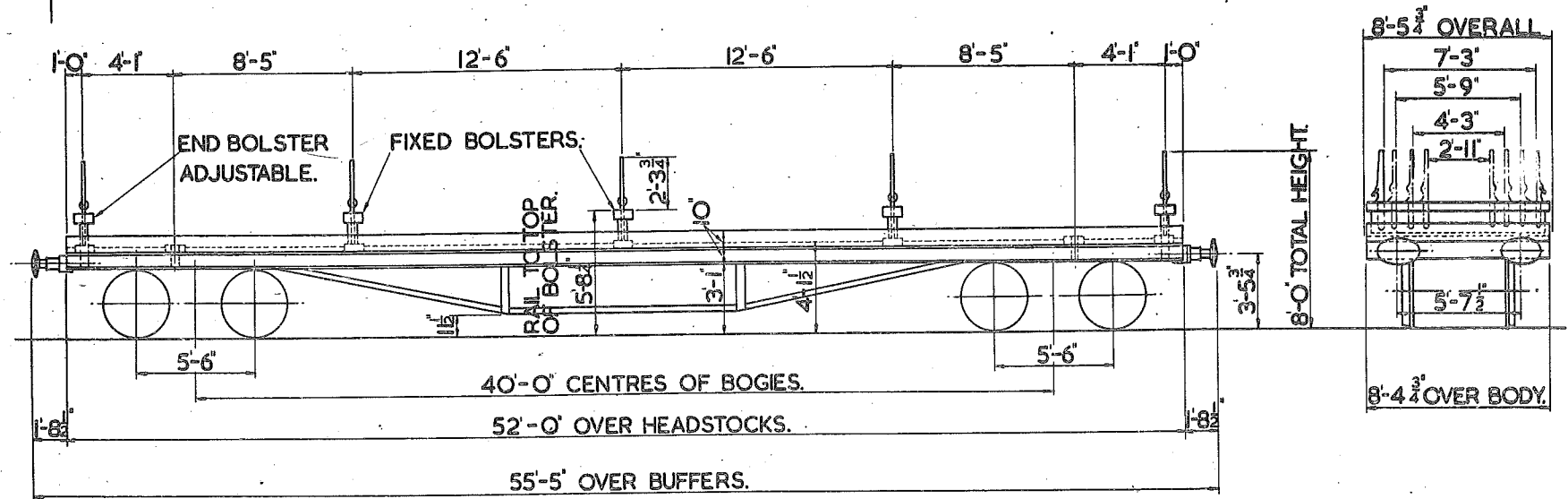
LOT No.	DRG. No.	QTY
3246	27933	200

Nos. B927600-B927799

## 42 TON BOGIE BOLSTER.

LETTERED BOGIE BOLSTER D.

478



TEL. CODE:- BOBOL D.  
TARE:- 22 TONS 1 CWT.  
CARRYING CAPACITY:- 42 TONS.  
BINDING CHAINS INCLUDING SCREW.

FLOOR:- WOOD.  
MINIMUM CURVE:- 70 FT.  
HAND SCREW & AV. BRAKE WITH S.A.B.  
REGULATOR.

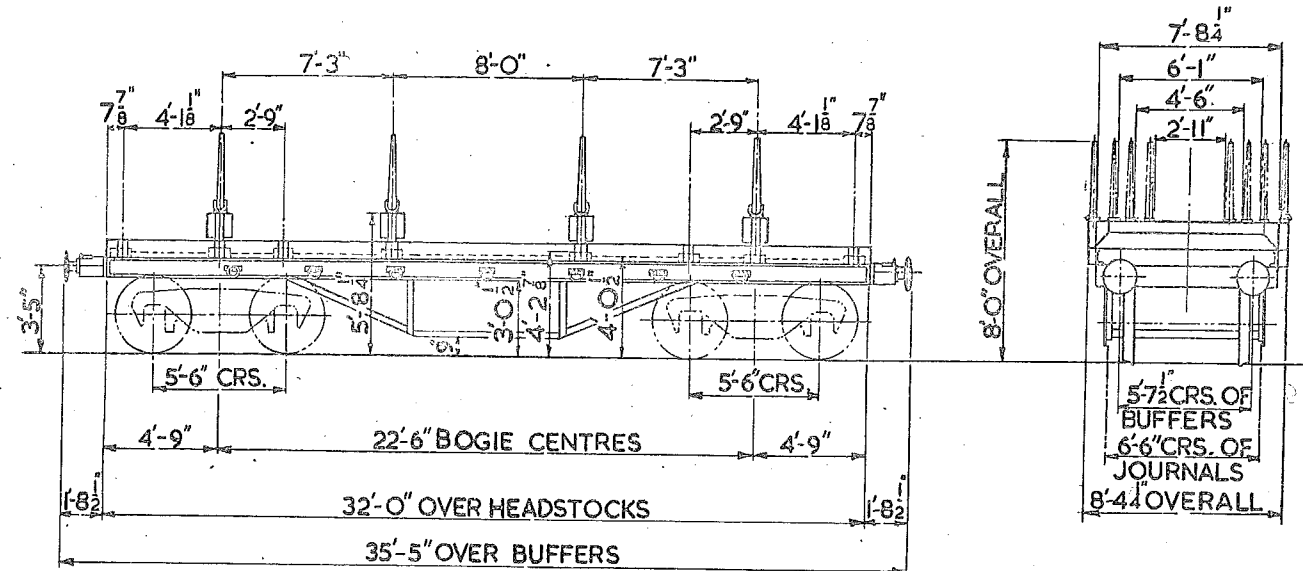
WHEELS:- 3'-1 1/2" DIA.  
JOURNALS:- 10"x5"  
BUFFERS:- 24"x14"  
COUPLINGS:- INSTANTER.

SCALE 0 1 2 3 4 5 6 7 8 9 10 FEET

# 30 TON BOGIE BOLSTER E

479.

LETTERED	TEL. CODE	LOT No	QTY.	VEH.No
BOGIE BOLSTER E	BOBOL E	3343	1,100	B 923300 TO B 924399



TARE:- 15 TONS 14 CWTs  
 BRAKE:- A.V.B. &  
 HANDLEVER.  
 BUFFER HEADS:- 1'-4" DIA.  
 FLOOR:- WOOD  
 BODY:- STEEL

4 MOVEABLE BOLSTERS  
 COUPLINGS:- INSTANTER  
 WHEELS:- 3'-0" DIA.  
 JOURNALS:- 4 3/8" DIA.  
 BUFFERS:- HYDRAULIC  
 BOGIE:- CAST STEEL

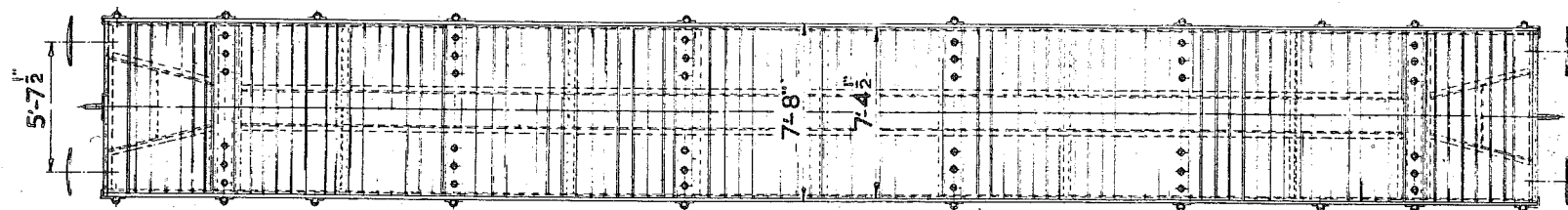
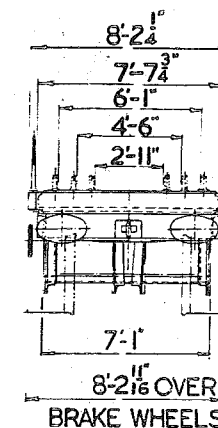
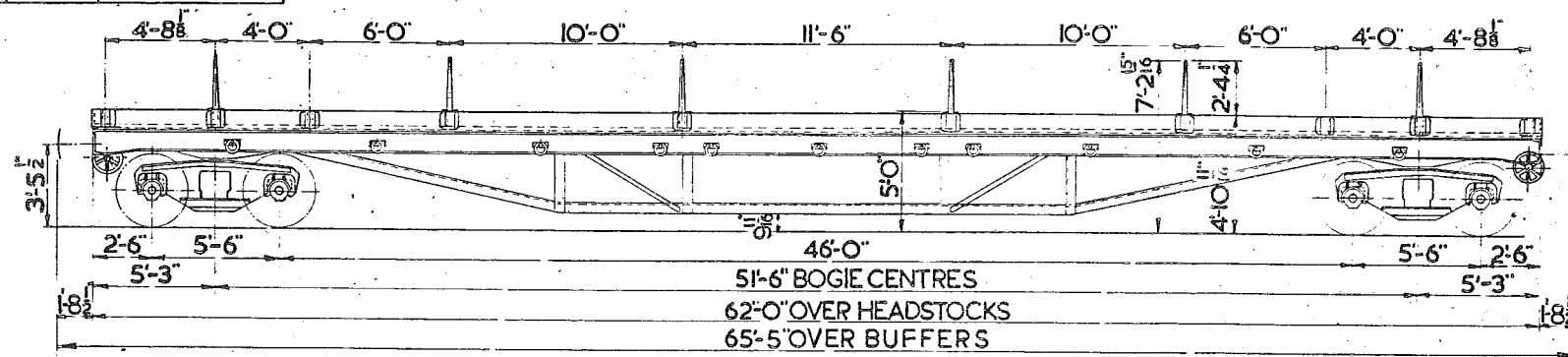
MIN. CURVE :- 1 1/2 CHAINS



LETTERED	LOT No.	QTY.	VEH.Nos.
BORAIL WG	3263	15	B 946050- B 946064

## 50 TON BOGIE BOLSTER

481



TEL CODE:- BORAIL WG.  
TARE:-  
MIN. CURVE:- 2 CHAINS  
BRAKE:- HAND SCREW  
(VAC. PIPED)

WHEELS:- 3'-12 1/2"  
JOURNALS:- 5 1/2" DIA.  
BUFFERS:- HYDRAULIC  
BUFFER HEADS:- 2'-0" X 1'-2"  
COUPLINGS:- INSTANTER

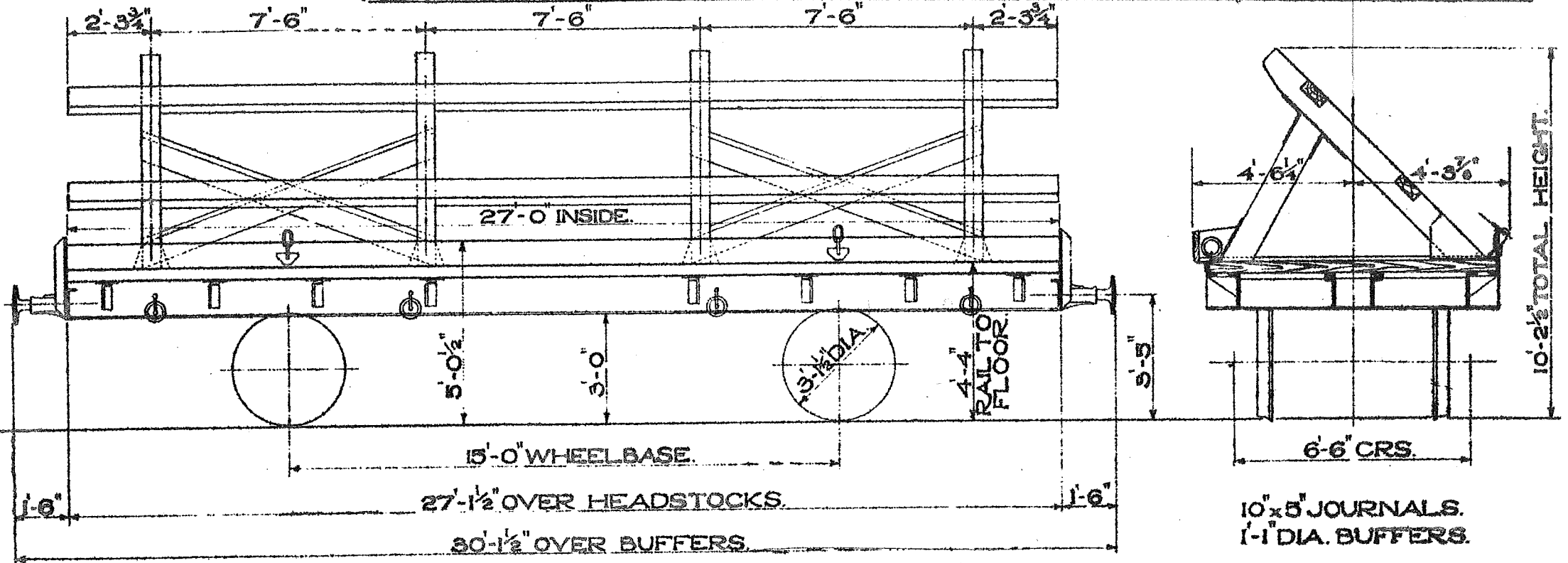
# 21 TON TRESTLE WAGON.

LETTERED TRESTLE EA.

(CONVERTED FROM 21 TON DOUBLE BOLSTER WAGON FREIGHT DIAGRAMS 415 & 416.)

490.

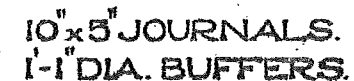
NOS
B920001
"920016
"920044
"920056
"920059
"920078
"920087
"920089
"920116
"920200
"920201
"920208
"920213
"920215
"920272
"920319
"920322
"920339
"920361



TEL.CODE - TRESTLE EA. TARE-9 TONS 16 CWT.  
 20 TON STANDARD HAND LEVER BRAKE.  
 MINIMUM CURVE 1 1/2 CHAINS.  
 4 SETS OF BINDING CHAINS & SCREW COUPLINGS.

LETTERED TRESTLE EA.

490



TEL. CODE - TRESTLE EA. TARE-9 TONS 16 CWT.

20 TON STANDARD HAND LEVER BRAKE.

MINIMUM CURVE  $1\frac{1}{2}$  CHAINS.

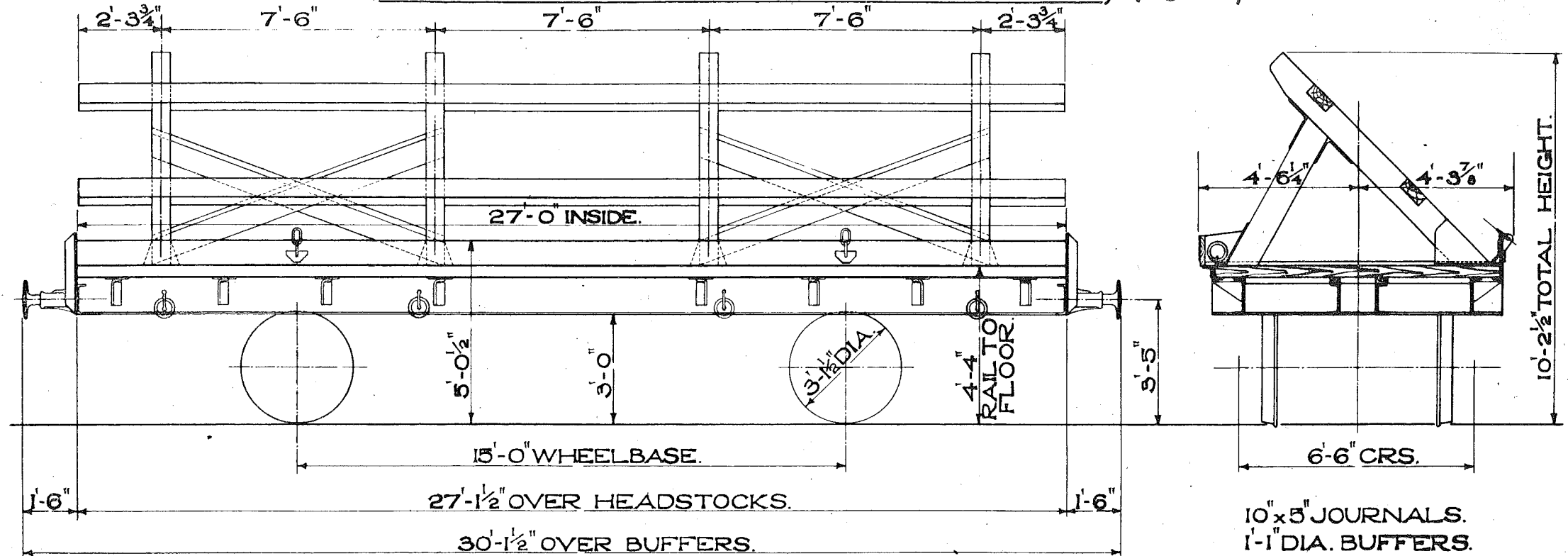
4 SETS OF BINDING CHAINS & SCREW COUPLINGS.

490  
432

# 21 TON TRESTLE WAGON.

LETTERED TRESTLE EA.

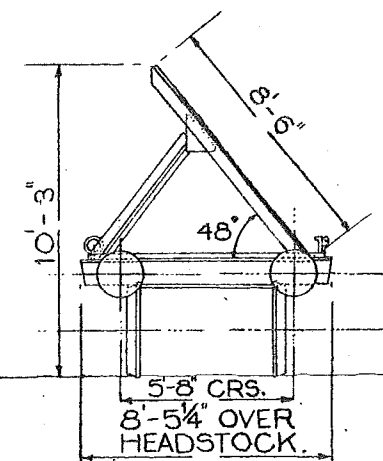
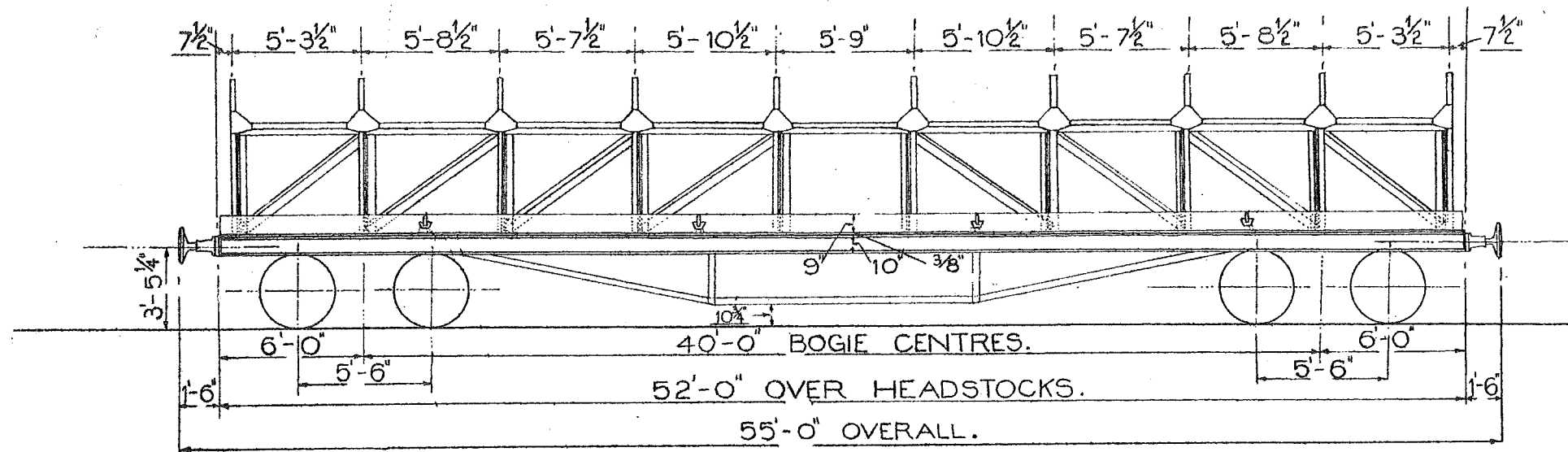
(CONVERTED FROM 21 TON DOUBLE BOLSTER WAGON.) 415 + 416



TEL.CODE - TRESTLE EA. TARE- 9 TONS 16 CWT.  
20 TON STANDARD HAND LEVER BRAKE.  
MINIMUM CURVE 1 1/2 CHAINS.  
4 SETS OF BINDING CHAINS & SCREW COUPLINGS.

42 TON TRESTLE WAGON.  
LETTERED-TRESTLE E. D.

491.



TEL.CODE. = TRESTLE E.D.  
TARE = 20T. 3C.  
MINIMUM CURVE = 70'  
BRAKE = HAND LEVER.

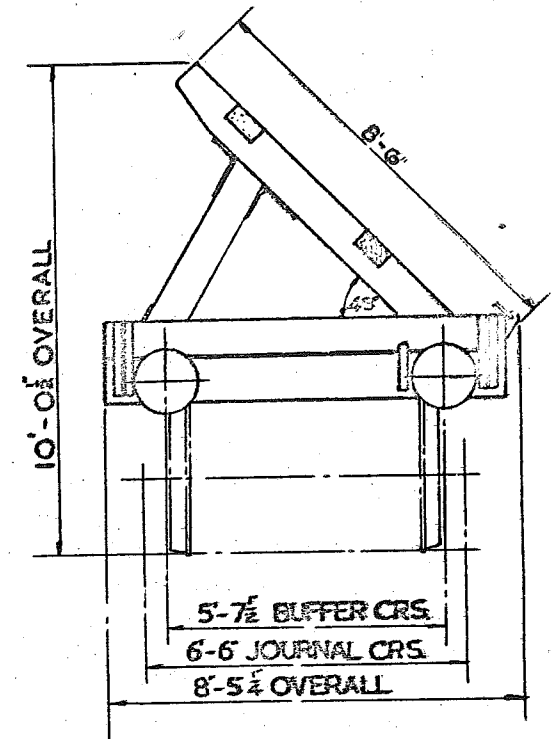
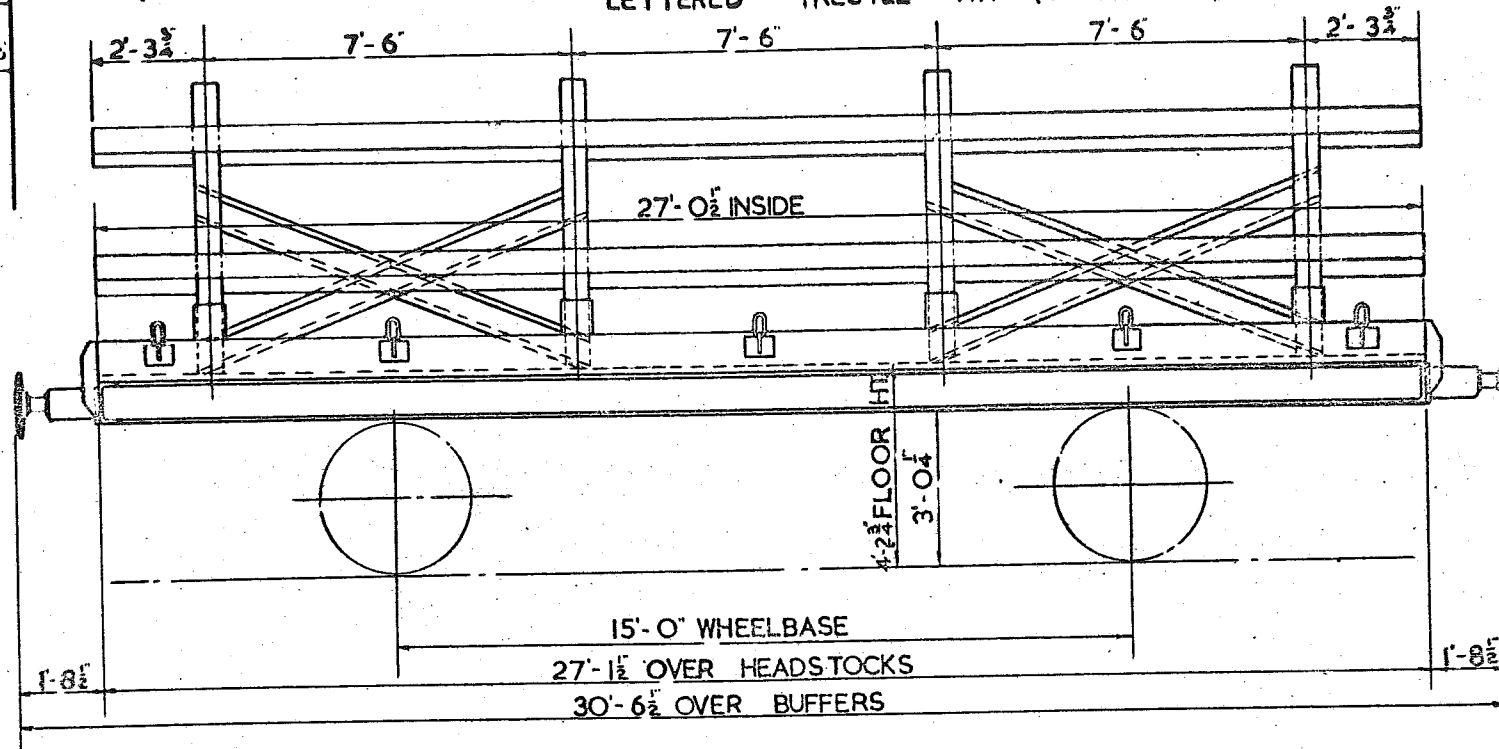
LOT. 2434  
QTY. 25  
Nos. B 903600 - B903624.  
B 903633 - 903641

JOURNALS = 10" x 5"  
DIA OF WHEELS = 3'-1"  
BUFFERS = 1'-6" DIA.  
COUPLINGS = 3 LINK.  
BUFFERS - SPINDLE TYPE.

LOT IP	CRG IP
3124	011
011.16	21620

# 21 TON TRESTLE WAGON

LETTERED TRESTLE EA (7 VEHICLES)  
LETTERED TRESTLE AA (9 VEHICLES)

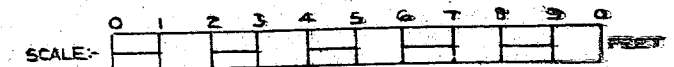


TEL. CODE: TRESTLE EA (7 VEHICLES)  
TRESTLE AA (9 VEHICLES)

TARE:  
MIN CURVE: 1 $\frac{1}{2}$  CHAINS

BRAKE: A.V.B. & HANDBRAKE  
BUFFERS: DOWTY HYDRAULIC  
BUFFER HEADS: 1'-4" DIA.

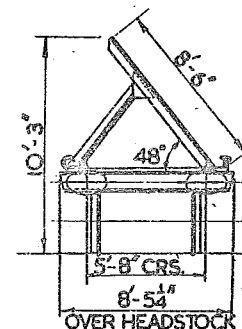
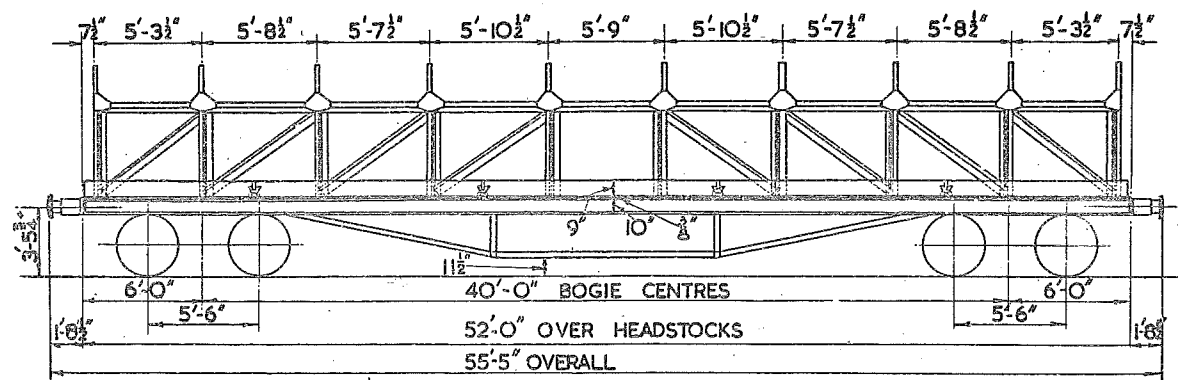
JOURNALS: 9" x 5"  
COUPLINGS: SCREW  
WHEELS: 3'-1 $\frac{1}{2}$ " DIA.



LOT Nº	DRG. Nº	QTY.	VEH.NOS.
3231	DN 21932	19	B903665 B903683

42 TON TRESTLE WAGON  
LETTERED -TRESTLE E.D.

493



TEL.CODE:-TRESTLE E.D.  
TARE :-20 T. 3 C.  
MINIMUM CURVE :-70'-0" RAD.  
BRAKE :-AVB & SCREW HAND  
BRAKE WITH S.A.B REGULATOR

JOURNALS :-10'X5"  
DIA.OF WHEELS:-3'-1 1/2"  
BUFFERS:-24'X14 OVAL HEAD  
COUPLINGS:-INSTANTER  
BUFFERS:-SELF CONTAINED

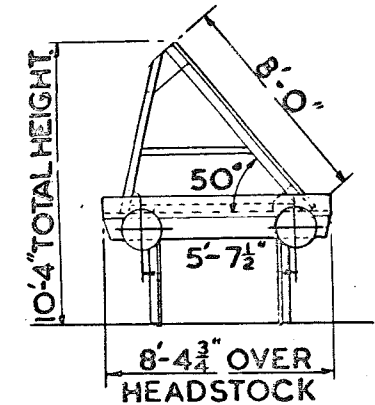
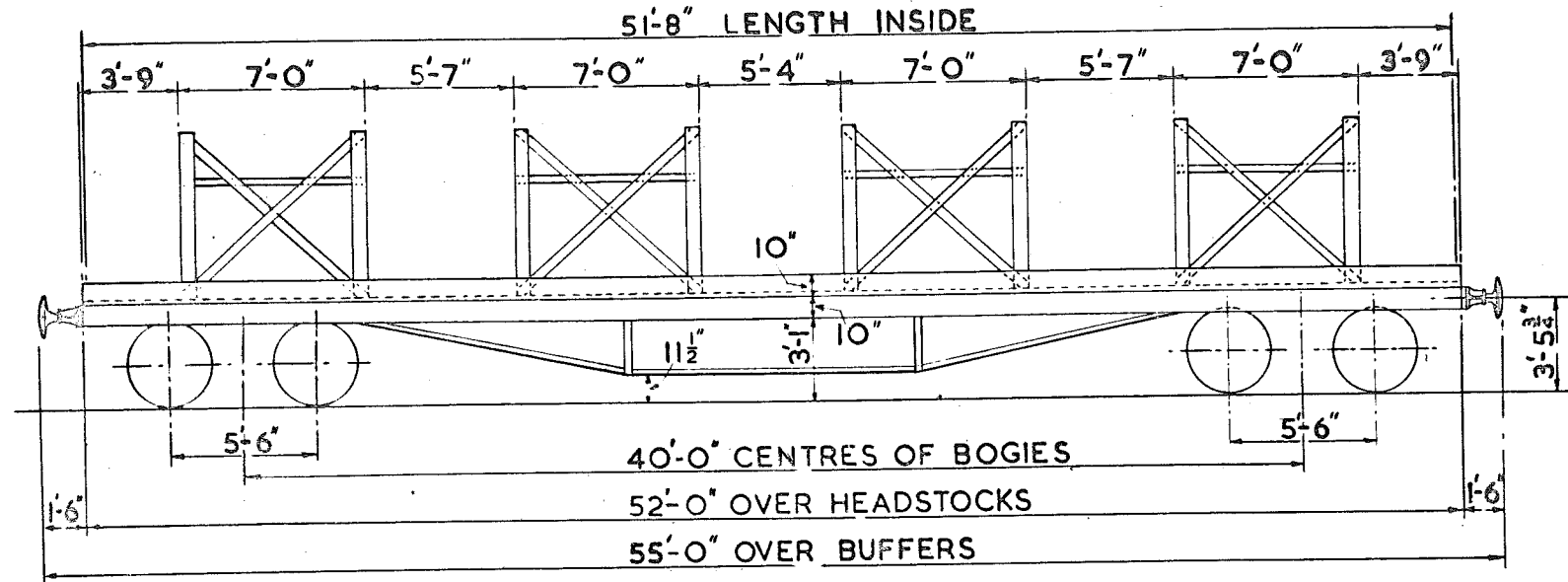
# 42 TON TRESTLE WAGON.

494

LETTERED TRESTLE AB.

(CONVERTED FROM 42 TON BOGIE BOLSTER WAGON, FREIGHT DIAGRAM No 472)

Page 77



SCALE 0 2 4 6 8 10 FEET.

TEL. CODE - TRESTLE AB.

TARE - 21 TONS 13 CWTs.

MINIMUM CURVE - 70 FT. RAD.

BRAKE - HAND LEVER.

WAGON No.	LOT No.	DRG No.
B 942030	2691	
" 942077	"	
" 942109	"	18533 N.
" 942265	2690	
" 942375	2787	
" 942571	2852	
" 942573	"	CO/22524
" 942581	"	
" 942593	"	
" 942751	2882	

WHEELS - 3'-1 1/2" DIA.

JOURNALS 10" x 5"

BUFFERS - SPINDLE.

BUFFER HEADS - 1'-6" DIA.

COUPLINGS - 3 LINK.

SCALE 0 2 4 6 8 10 FEET



20  
VEHICLES

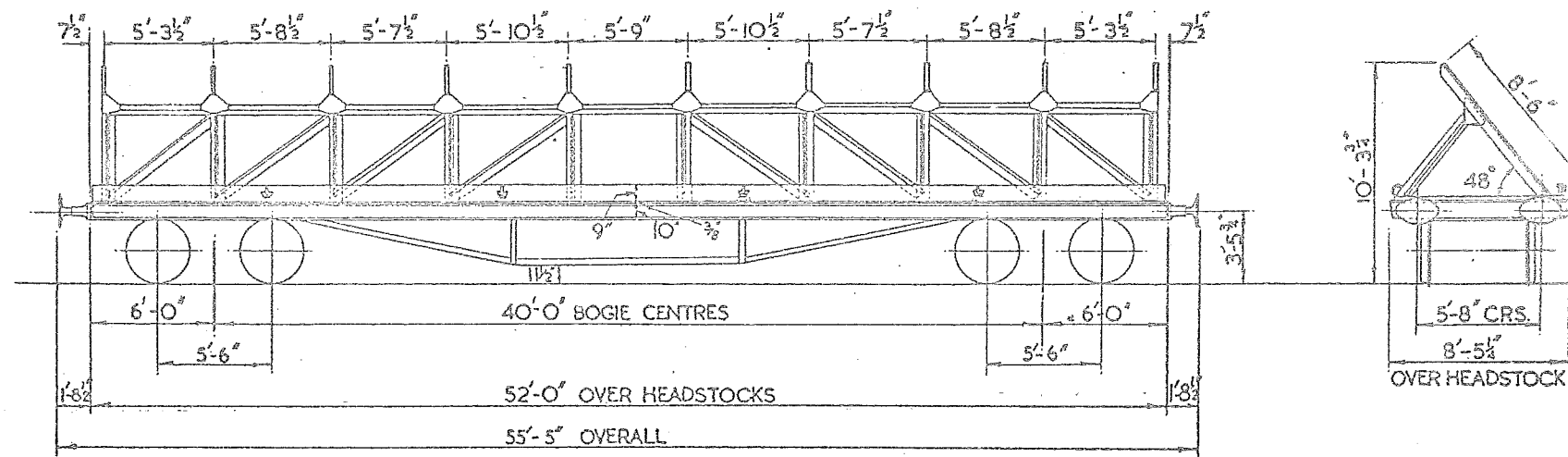
LOT Nº	DRG. Nº
3410	DN 29758

NOS. B 903684 TO B 903703

## 42 TON TRESTLE WAGON

### LETTERED - TRESTLE E.D.

495




TEL. CODE : TRESTLE E.D.  
TARE : 20 TONS 15 CWTs.  
COUPLINGS : INSTANTER  
MINIMUM CURVE : 70'-0"  
BRAKE : HAND LEVER & A.V.B.  
WITH S.A.B. REGULATOR

JOURNALS : 4 3/8" DIA. ROLLER BEARINGS.  
DIA. OF WHEELS : 3'-1 1/2"  
BUFFERS : SELF CONTAINED  
BUFFER HEADS : 24" X 14" OVAL.  
BOGIE : CAST STEEL.

# 20 TON BOGIE TROLLEY.

LETTERED-FLATROL ~~MSS.~~ ~~MR~~ FLATROL-M.S.S

See LMS Page 97A (MR)  
510 for alterations



2'-8 1/2" DIA. WHEELS.  
10" x 5" JOURNALS.  
1'-1" DIA BUFFERS.

Print Assent  
to L.R. 16/4/55

LOT 2006. QTY. 10. NUMBERS:-  
B 900300, B 900301, B 900302, B 900303, B 900304,  
B 900305, B 900306, B 900307, B 900308, B 900309.

TEL. CODE-FLATROL ~~MSS.~~ ~~MR~~

MINIMUM CURVE TROLLEY SCALE 0 2 4 6 8 10 FEET.

WILL NEGOTIATE IS 1 CHAIN

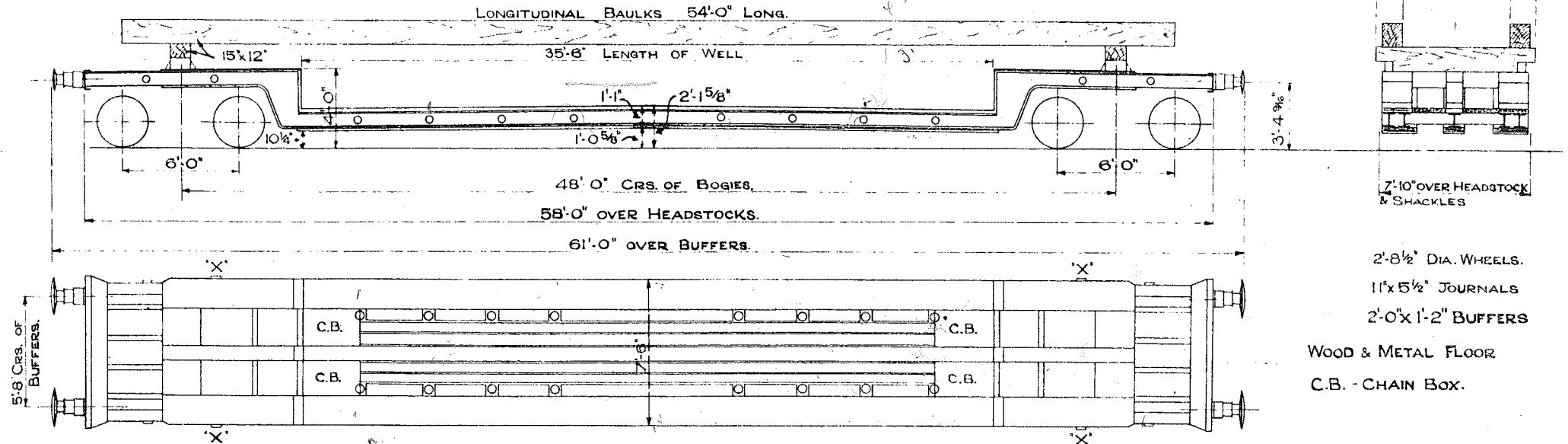
TARE 28 TONS 7 CWTs. WITH BAULKS  
26 TONS 8 CWTs. WITHOUT BAULKS.

LEVER BRAKE ON EACH BOGIE.

WOOD AND STEEL FLOOR

# ✓ 40 TON BOGIE TROLLEY. LETTERED- FLATROL MHH.

511



LOT. 2005. QTY. 10. NUMBERS:-  
B 900400, B 900401, B 900402, B 900403, B 900404,  
B 900405, B 900406, B 900407, B 900408, B 900409,

TEL. CODE - FLATROL MHH.

7'-11" OVER SHACKLES MARKED 'X'

MINIMUM CURVE TROLLEY WILL

SCALE 0 2 4 6 8 10 FEET.

NEGOTIATE IS 1 CHAIN

TARE 36 TONS. 7 CWTs. WITH BAULKS.

33 TONS 17 CWTs. WITHOUT BAULKS.

HAND LEVER BRAKE.

LOT 2017

QTY 3

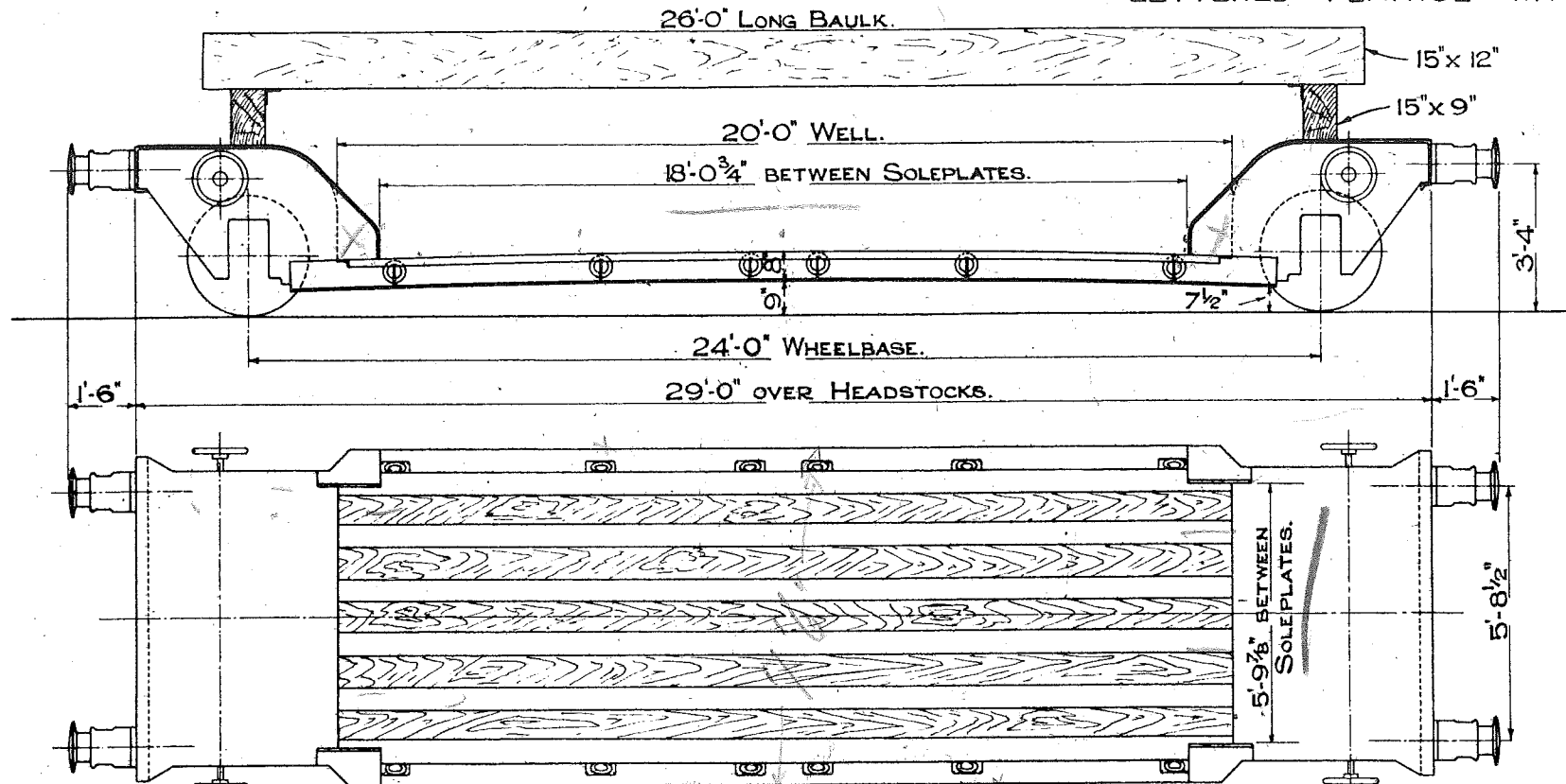
900420 - 900422.

17/4156.

# 20 TON FOUR WHEELED TROLLEY.

LETTERED - FLATROL MVV.

512



2'-8 1/2" DIA. WHEELS.  
10" x 5" JOURNALS.  
1'-1" DIA. BUFFERS.

LOT 2030. QTY. 10  
NUMBERS:-  
B900000 TO B900009. INCL.

WOOD & METAL FLOOR.

LOT 2354 QUANTITY 5  
900,010 TO 900,014

TEL.CODE - FLATROL MVV. TARE 11 TONS 16 CWTs WITH BAULKS.  
10 TONS 14 CWTs WITHOUT BAULKS.

MINIMUM CURVE 2 CHAINS. SCREW HAND BRAKE.  
2 SETS OF BINDING CHAINS WITH SCREW COUPLINGS.

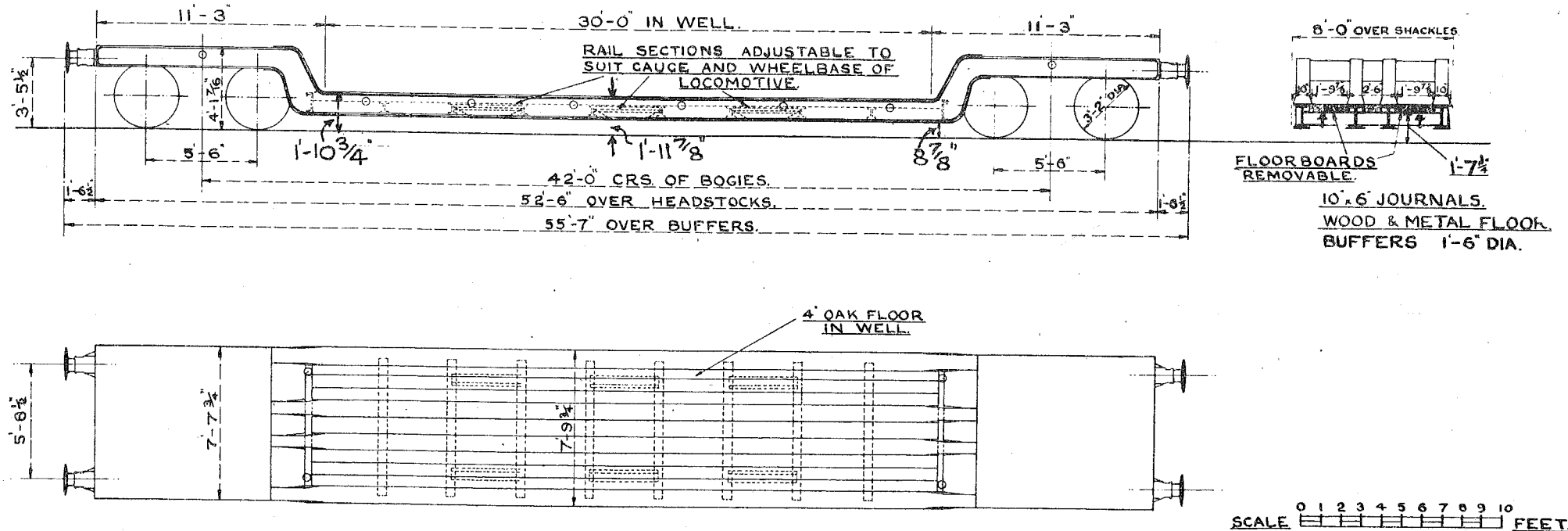
LOT 2613 QTY 3 LOT 2641 QTY 4  
LOT 2650 QTY 5  
SCALE 1 2 3 4 5 6 7 8 9 10 FEET.

*Handwritten notes:*  
57874  
16/4/84  
29/6/85  
TOTAL QTY (32) NOS 900,000 - 900,026  
900037/8/9 900040/1

# 40 TON BOGIE TROLLEY. LETTERED - FLATROL WX.

513.

*See also next page*



LOT 2078. QTY. 6.  
NUMBERS:-  
B901000 TO B901005. INC.  
LEVER BRAKE.

TEL CODE:- FLATROL WX  
MIN. CURVE 1 1/2 CHAINS. TARE 26 TONS IICWTS.  
CARRYING CAPACITY:- 40 TONS DISTRIBUTED OVER WELL.  
25 TONS CONCENTRATED AT CENTRE.

SCALE 0 1 2 3 4 5 6 7 8 9 10 FEET.

TROLLEY

WX

513.

THE RAILWAY EXECUTIVE  
LONDON MIDLAND REGION

B.R. 358/4.

To *Severn* 9108  
.....  
..... *Bristol* .....  
(Centre No. 101)

From Commercial Superintendent,  
Euston. 1.

Ref. G4/53067.


21th March, 1953.

40 TON BOGIE TROLLEY LETTERED FLATROL  
W.X. NOS. B.901000 TO B.901005 INCLUSIVE.

These vehicles have recently been put into service and are controlled by the Western Region. Owing to their dimensions the Civil Engineer has placed certain restrictions on the movement when travelling either loaded or empty over lines in this Region's maintenance.

Arrangements have been made for advice to be given when the trolleys are to travel over our lines. On receipt of such advice please submit the matter to the Civil Engineer before accepting the vehicle, giving the usual details.

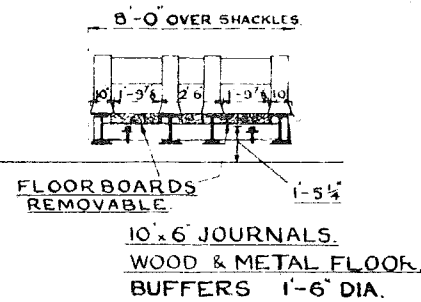
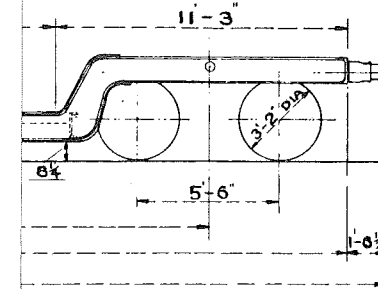
for A.E. HAMMETT,



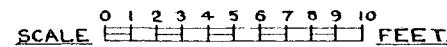
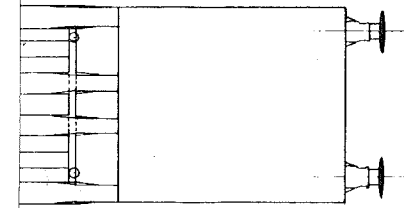
LEVER BRAKE.

*NOT to work between Andover Jct & Kimbridge Jct  
or Lyngdon Jct - Lyngdon Jct.*

N.



OR



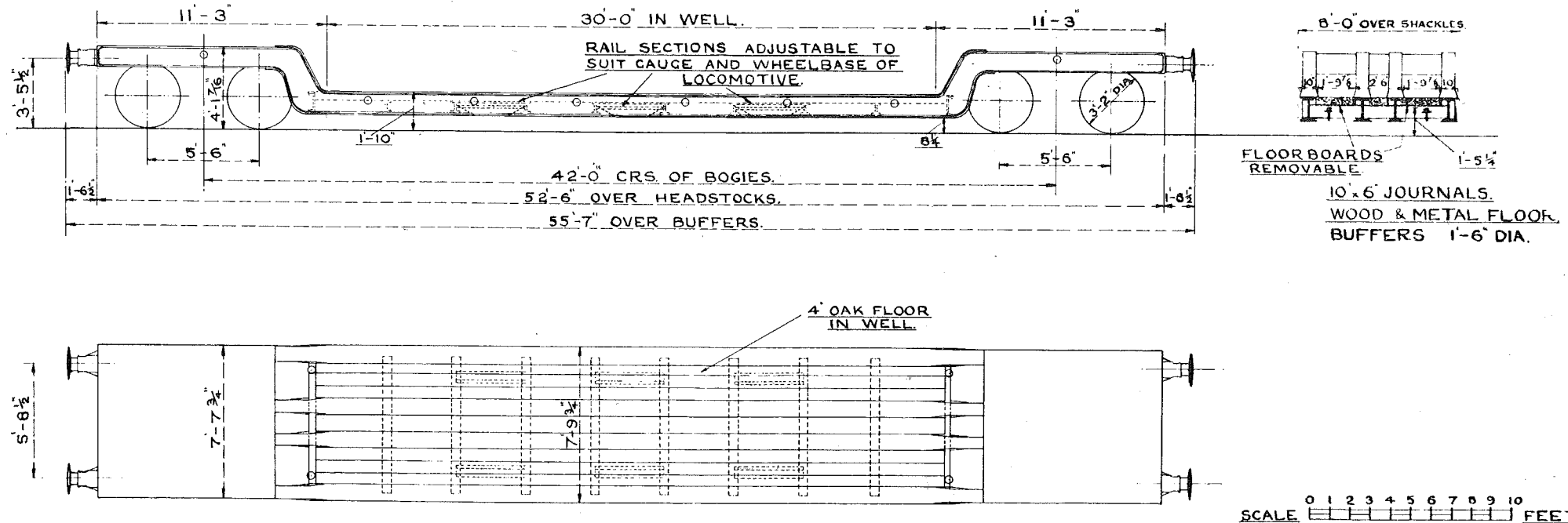
ROL. W.X

CHAINS. TARE 26 TONS 11 C.WTS.  
CITY:- 40 TONS DISTRIBUTED OVER WELL.  
25 TONS CONCENTRATED AT CENTRE.

TROLLEY  
40 TON BOGIE WELL WAGON.  
LETTERED - FLATROL

WX

513.




LOT 2078. QTY. 6.  
NUMBERS:-  
B901000 TO B901005. INC.  
LEVER BRAKE.

TEL CODE:- FLATROL. WX  
MIN. CURVE 1 1/2 CHAINS. TARE 26 TONS IICWTS.  
CARRYING CAPACITY:- 40 TONS DISTRIBUTED OVER WELL.  
25 TONS CONCENTRATED AT CENTRE.

*NOT to work between Andover Jctn &  
Kimbrough Jctn.  
or Lynton Jctn - Lynton.*

✓  
50 TON BOGIE TROLLEY.  
LETTERED FLATROL EZ.

514.



TEL CODE:- FLATROL EZ. MIN CURVE 99 FT.  
TARE:- WITH BAULKS 40 TONS 4 CWTS.  
WITHOUT BAULKS 35 TONS 6 CWTS.  
CARRYING CAPACITY 50 TONS OVER WHOLE WELL.  
25 TONS IN CENTRE OVER 12 FT.

WHEEL BRAKE.

4 "FAST" BINDING CHAINS WITH SCREW COUPLINGS

QUANTITY 4.  
LOT 2176.  
Nos. B900500 TO B900503.

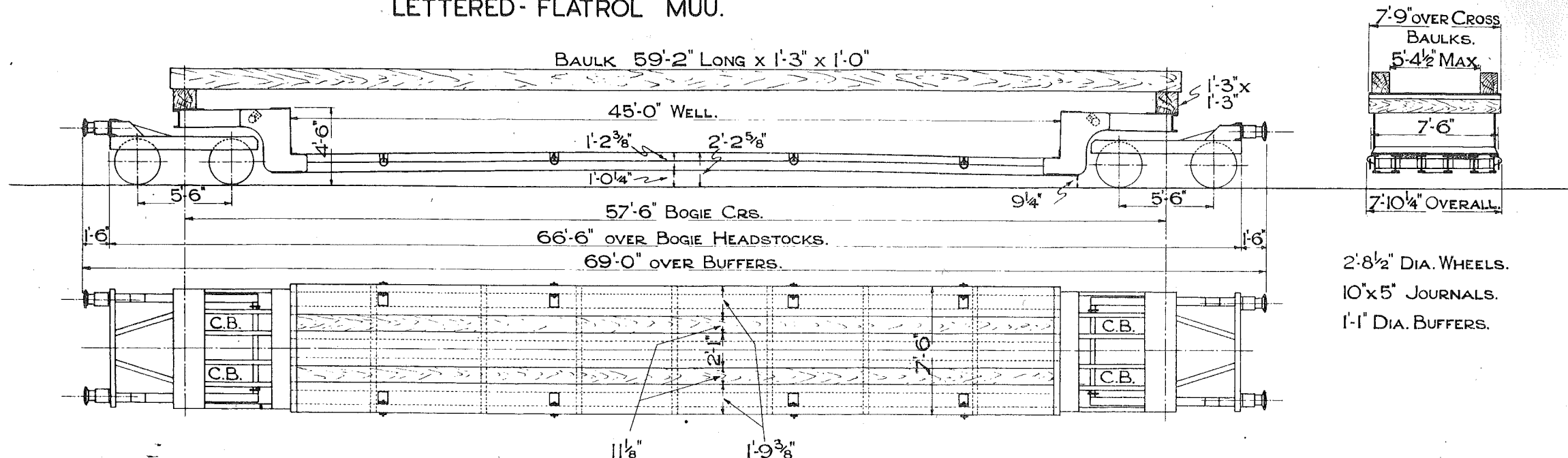
SCALE 0 2 4 6 8 10 FEET



# 20 TON BOGIE TROLLEY.

LETTERED - FLATROL MUU.

515



TEL.CODE - FLATROL MUU.

MINIMUM CURVE 1 1/2 CHAINS.  
WOOD & METAL FLOOR.  
C.B. - CHAIN BOX.

TARE 30 TONS 19 CWTs WITH BAULKs.  
27 TONS 17 CWTs WITHOUT BAULKs.  
LEVER BRAKE ON EACH BOGIE.  
4 SETS OF BINDING CHAINS.

*Fori Arsent to R. 8/5/75 7c 16/4/85*

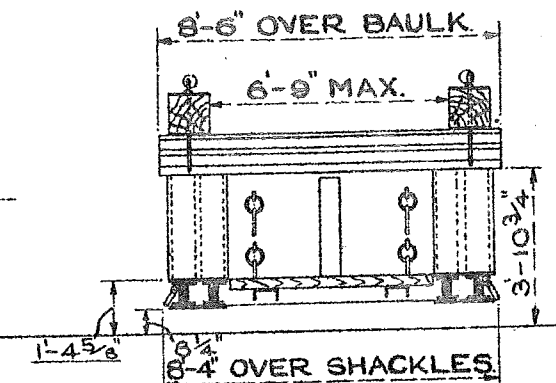
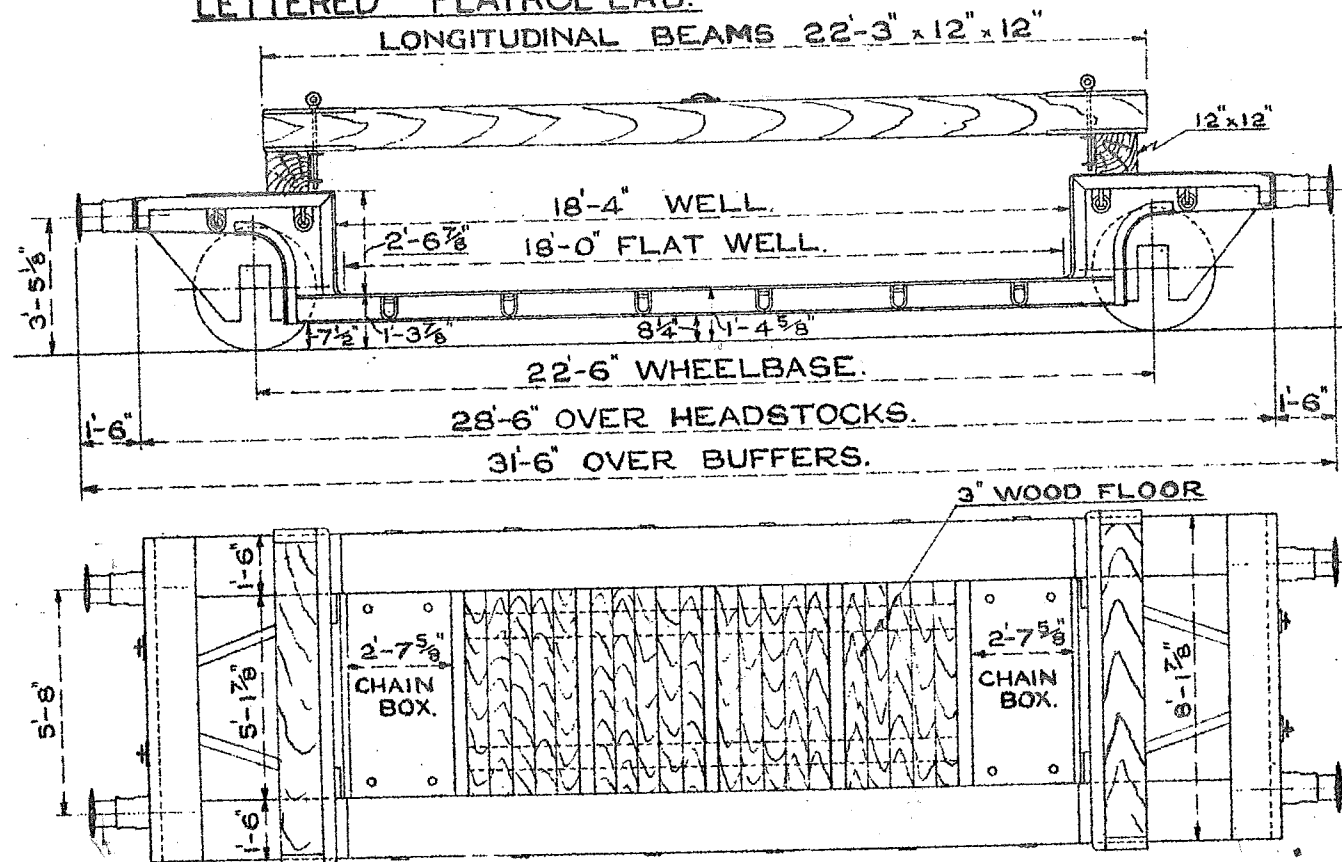
QTY. 4.

LOT.2304.

No.B900310 TO B900313.

SCALE 0 2 4 6 8 10 FEET.

# 21 TON FOUR WHEELED TROLLEY. LETTERED FLATROL EAB.



WHEELS 3'-1 1/2" DIA.  
BUFFERS 1'-2" DIA.  
JOURNALS 10" x 5 1/2"  
WOOD & METAL FLOOR.

SCALE. 0 1 2 3 4 5 6 7 8 9 10 FEET.

TEL.CODE:- FLATROL EAB.

TARE:-WITH BEAMS 14T. 3c.

WITHOUT BEAMS 12T 15c.

MIN. CURVE 72 FEET. HAND LEVER BRAKE.

CARRYING CAPACITY. 21 TONS.

QUANTITY. 5.

LOT 2218.

Nos. B900100 TO B900103. 900105-900107

LOT 2452 N<sup>o</sup> 900104.

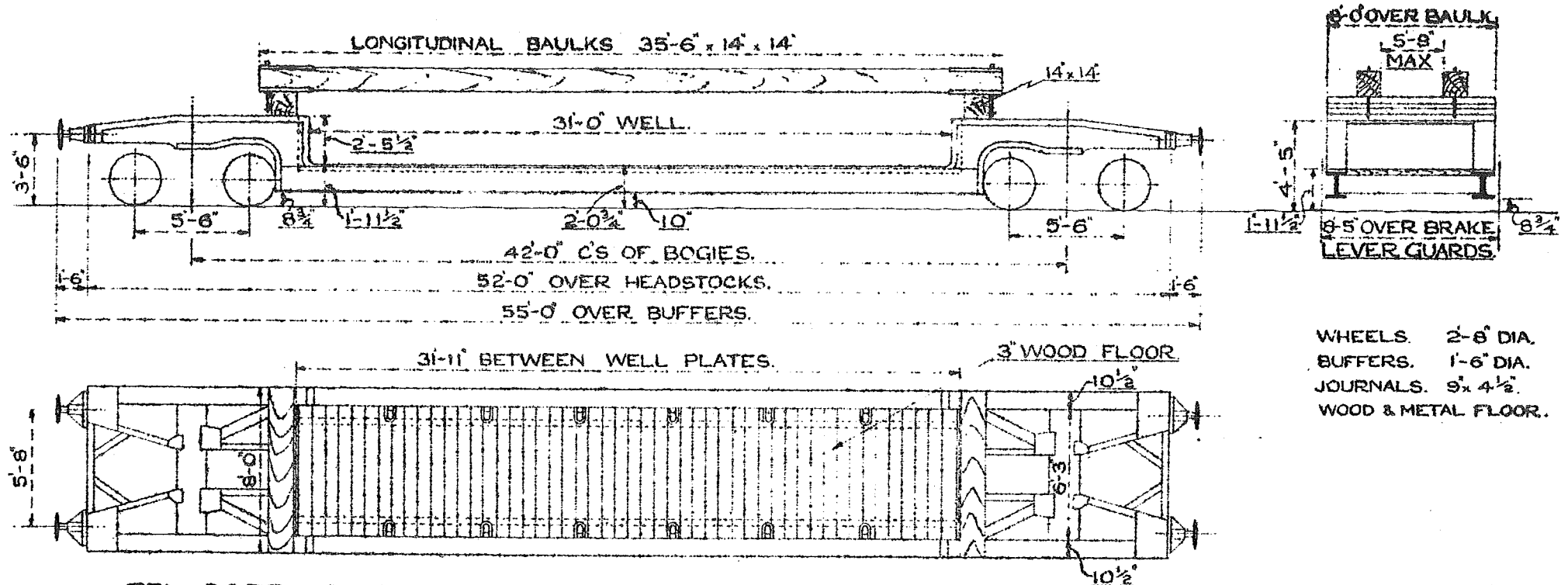
3

2619

17 1/4  
38

# 25 TON BOGIE TROLLEY. LETTERED FLATROL ED.

517.



TEL. CODE:- FLATROL E.D.

MIN. CURVE 70 FEET.

TARE. WITH BAULKS. 24 T 12 C

WITHOUT BAULKS. 22 T 3 C.

CARRYING CAPACITY. 25 TONS.

HAND LEVER BRAKE.

QUANTITY. 1.

LOT. 2219.

No. B900350.

1

2453

900351


1

2620

900352

SCALE 0 2 4 6 8 10 FEET.

## 518


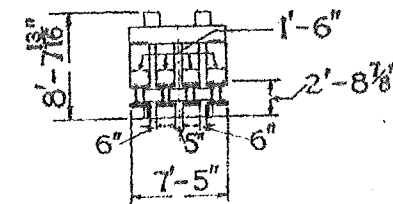
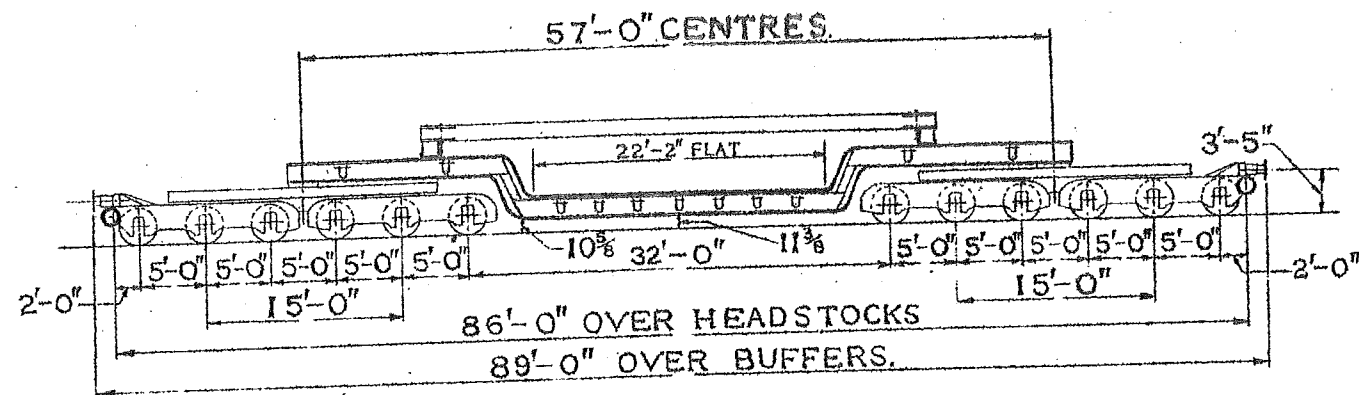


JOURNALS 10" x 5"  
DIA. OF WHEELS 2' - 10 1/2"  
BUFFERS - 400 M.M. DIA (1' - 3 3/4")  
COUPLINGS - SCREW (U TYPE)  
BUFFERS - SELF CONTAINED



# 120 TON TROLLEY WAGON. B.R. LETTERED FLATROL EAA.

LO. N°	OTH	VECH. N°
2893	1	B 900675.



TEL. CODE FLATROL EAA.  
TARE WITH BAULKES  
TARE - WITHOUT BAULKES.

BRAKE-HAND SCREW.  
96 TONS 10 CWT.  
92 TONS 12 CWT.

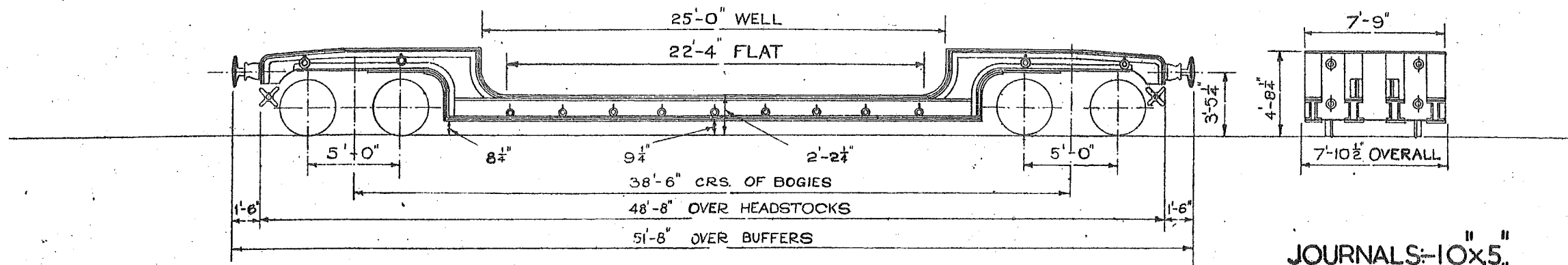
DIA. OF WHEELS 3'-0". JOURNALS 10" x 5 1/2"  
BUFFERS - SELF CONTAINED.  
BUFFER HEADS 1'-6" DIA. MIN. CURVE 70 FT  
COUPLINGS - 3 LINK.

FLOOR - STEEL. BAULKES 1'-2" SQ.

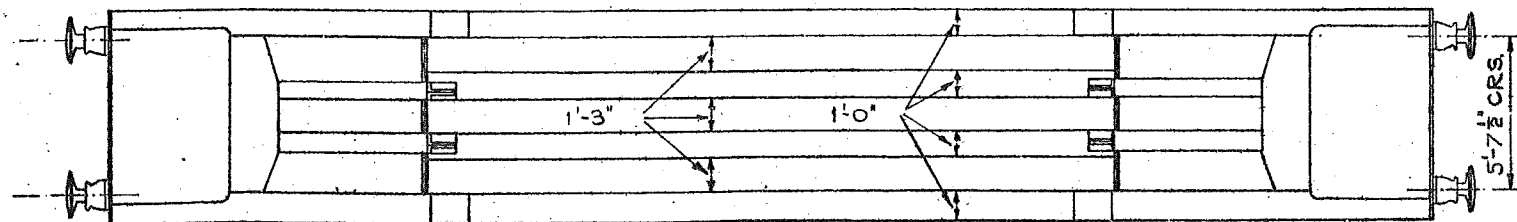
# 50 TON BOGIE TROLLEY

## LETTERED FLATROL EX

520



JOURNALS:—10" x 5"  
 WHEELS:—3'-12" DIA.  
 BUFFERS:—1'-6" DIA.  
 COUPLINGS:—3 LINK



LOT. QTY. NOS.  
 2572 2 900504 & 5

TEL. CODE :— FLATROL EX  
 TARE :— 30 TONS. 6 CWTs.  
 MIN. CURVE :— 50 FT.  
 CARRYING CAPACITY :— 50 TONS.

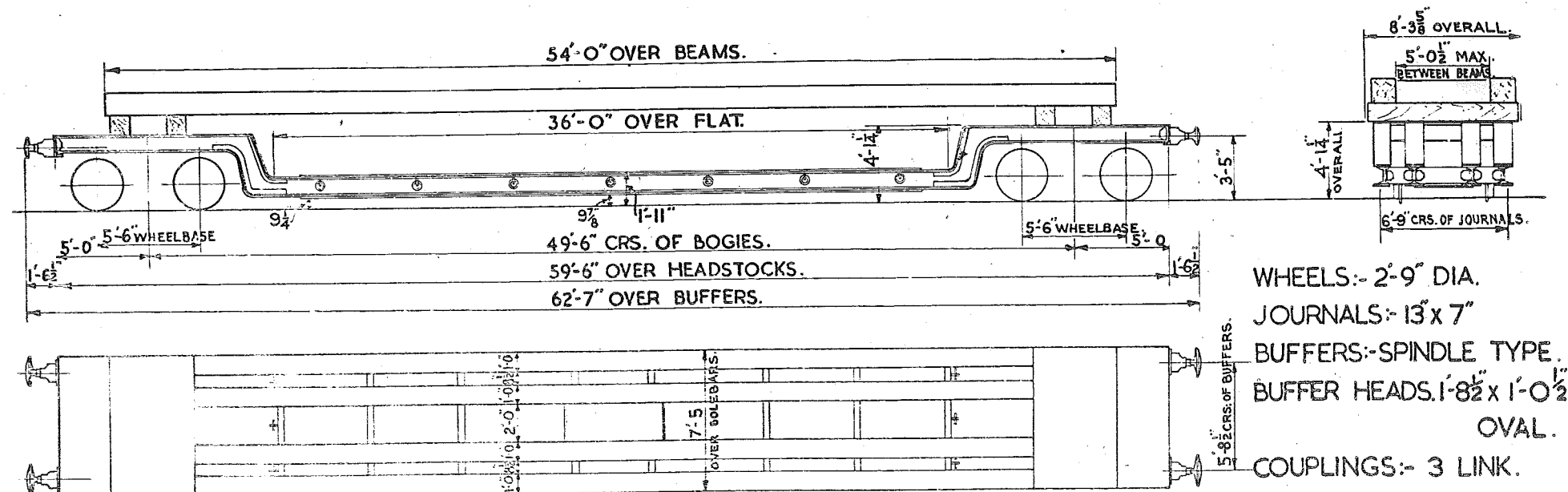
BRAKE :— WHEEL ON BOGIE

2 VEHICLES	LOT Nº	DRG Nº
	2571	DN 20261

Nº B.900600-900601.

# 30 TON TROLLEY WAGON. LETTERED FLATROL E L.

521



TEL. CODE:- FLATROL EL  
BRAKE:- HAND (SCREW)  
MINIMUM CURVE:- 99 FT.

TARE WITH BEAMS. 40 T. 2 C.  
TARE WITHOUT BEAMS. 35 T. 3 C.  
BODY:- STEEL.

THERE ARE CROSS AND LONGITUDINAL BEAMS FOR EACH OF THESE WAGONS AND WHEN REQUIRED SHOULD BE REQUISITIONED ALONG WITH THE WAGON. A CENTRAL LOAD OF 15 TONS MAY BE CARRIED IF DISTRIBUTED OVER A LENGTH OF 16 FEET.

WAGON Nºs 900600 & 900601 HAVE BEEN MODIFIED TO RUN ON THE CONTINENT.

MODIFICATIONS:-

1'-8 1/2" BUFFER PROJECTION  
STD. SCREW COUPLING & WESTINGHOUSE PIPE FITTED.

SCALE 0 1 2 3 4 5 6 7 8 9 10. FEET.

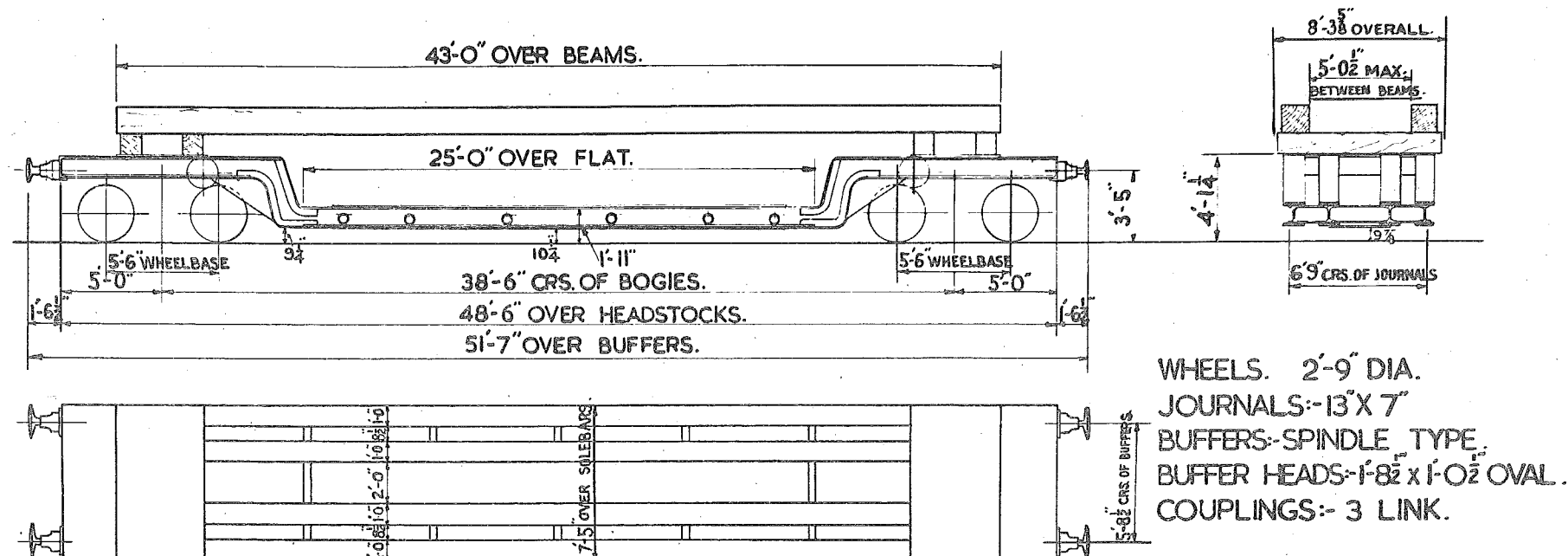
VEHICLE	LOT No	DRG. No
	2573	20250

DN  
No B. 900506

# 50 TON TROLLEY WAGON.

522.

## LETTERED FLATROL. E Y.



TEL. CODE:- FLATROL 'E Y'  
 BRAKE:- HAND (SCREW)  
 MINIMUM CURVE:- 50 FT

TARE WITH BEAMS:- 35 TONS, 14 CWT.  
 TARE WITHOUT BEAMS:- 31 TONS, 10 CWT.  
 BODY:- STEEL.

THERE ARE CROSS AND LONGITUDINAL BEAMS FOR THIS WAGON, AND WHEN REQUIRED THEY SHOULD BE REQUISITIONED ALONG WITH THE WAGON. A CENTRAL LOAD OF 25 TONS MAY BE CARRIED IF DISTRIBUTED OVER A LENGTH OF 12'-0"

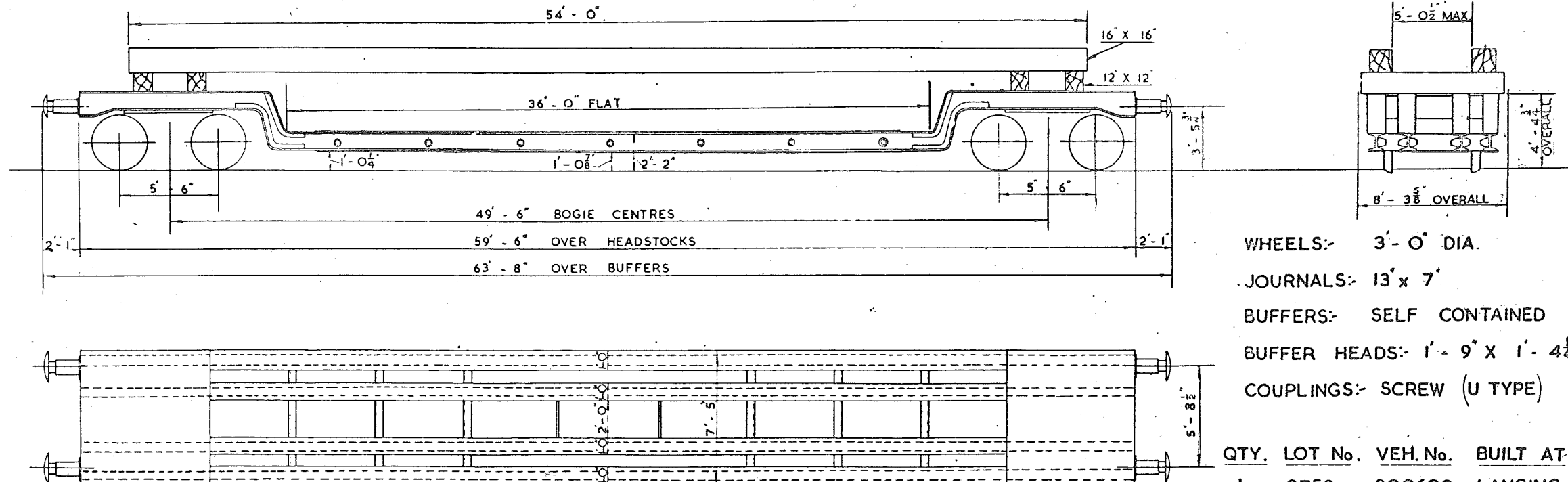
SCALE 0 1 2 3 4 5 6 7 8 9 10 FEET



# 30 TON TROLLEY WAGON R.I.V.

523

LETTERED FLATROL EL.



WHEELS:- 3' - 0" DIA.

JOURNALS:- 13" x 7"

BUFFERS:- SELF CONTAINED

BUFFER HEADS:- 1' - 9" x 1' - 4 1/4"

COUPLINGS:- SCREW (U TYPE)

QTY.	LOT No.	VEH.No.	BUILT AT
1	2753	900602	LANCING

TEL. CODE:- FLATROL EL.

TARE WITH BEAMS:- 41T. 16C. 3Q

BRAKE:- HAND SCREW

TARE WITHOUT BEAMS:- 36T. 8C. 3Q.

MIN. CURVE:- 99 FT.

WESTINGHOUSE THROUGH PIPE

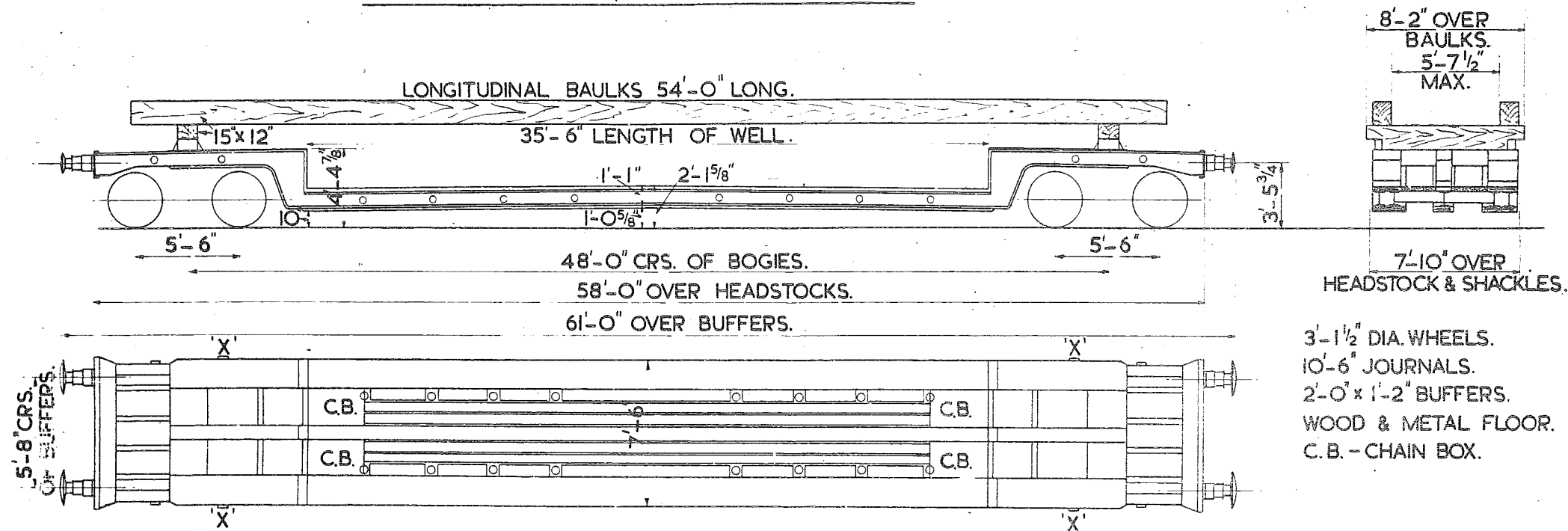
THERE ARE CROSS AND LONGITUDINAL BEAMS FOR THIS WAGON & WHEN REQUIRED SHOULD BE REQUISITIONED ALONG WITH THE WAGON

A CENTRAL LOAD OF 15 TONS MAY BE CARRIED IF DISTRIBUTED OVER A LENGTH OF 16 FEET.

SCALE 0 2 4 6 8 10 FEET

# 40 TON BOGIE TROLLEY. LETTERED - FLATROL E.T. & M.H.H.

524



(M.H.H.) LOT. 2451. QTY. 5. B.900415 TO 900419 INCLUSIVE.  
(E.T.) LOT. 2948. QTY. 2. B.900423 & 900424.

TEL. CODE - FLATROL E.T. & M.H.H.

7'-11" OVER SHACKLES MARKED 'X'.

MINIMUM CURVE TROLLEY WILL SCALE 0 2 4 6 8 10 FEET.

NEGOTIATE IS 1 CHAIN.

TARE 38 TONS. 0 CWTs. WITH BAULKS.

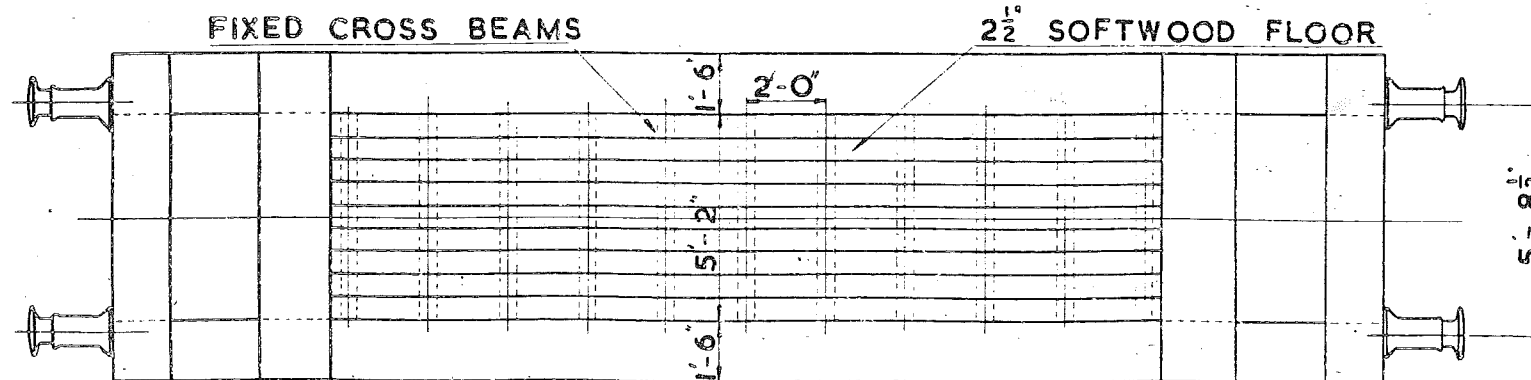
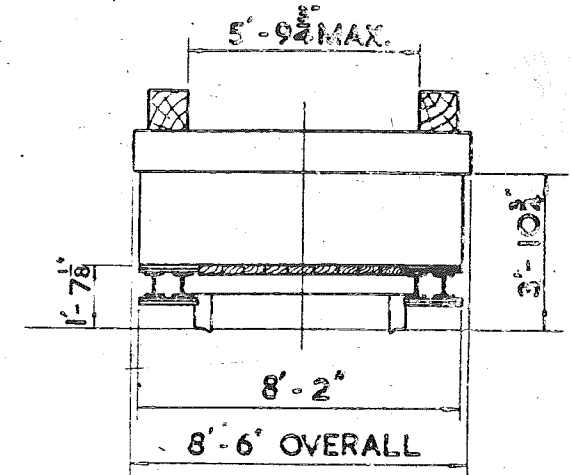
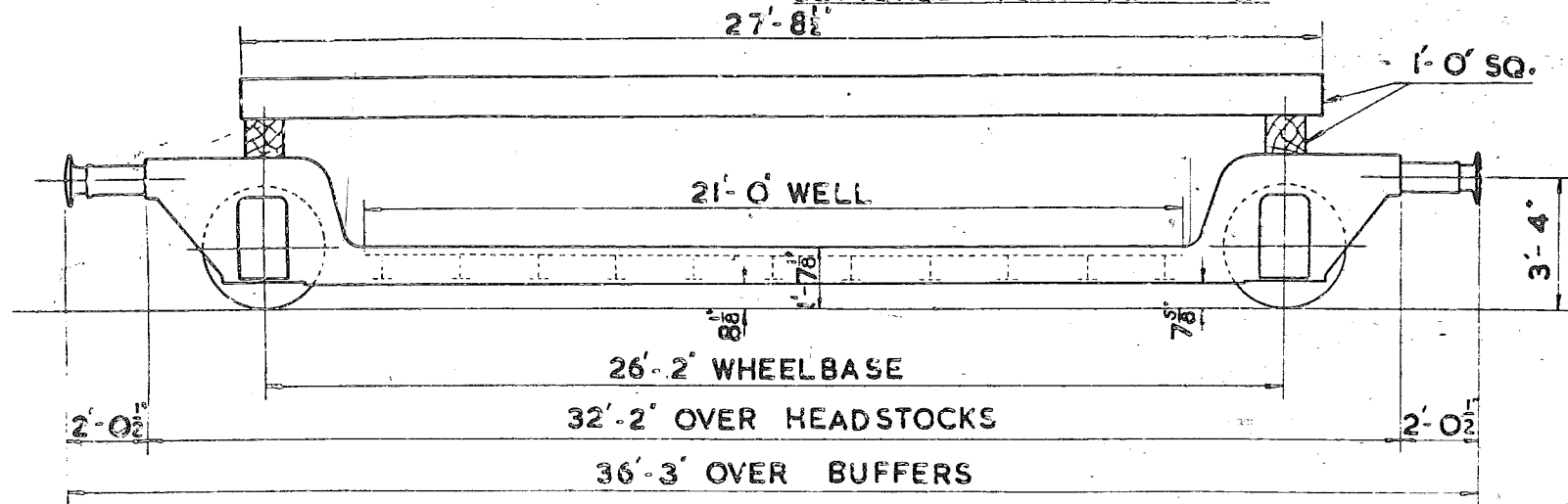
35 TONS. 10 CWTs. WITHOUT BAULKS.

WHEEL BRAKE.

# 20 TON FOUR WHEELED TROLLEY

LETTERED - FLATROL S.B.

525



WHEELS:- 3'-1 1/2" DIA.  
JOURNALS:- 10" x 5" 6'-6" CENTRES  
BUFFERS:- 1'-3 1/4" DIA. (400 MM)  
SELF-CONTAINED  
COUPLINGS:- SCREW (U TYPE)

LOT	QTY.	NOS.
2927	10	B 900027 TO B 900036

TEL. CODE:- FLATROL S.B.

TARE:- WITH BAULKS 16 T. 12 C.

WITHOUT BAULKS 15 T. 0 C.

MINIMUM CURVE:- 3 CHAINS

GROSS LOAD NOT TO EXCEED 35 T.

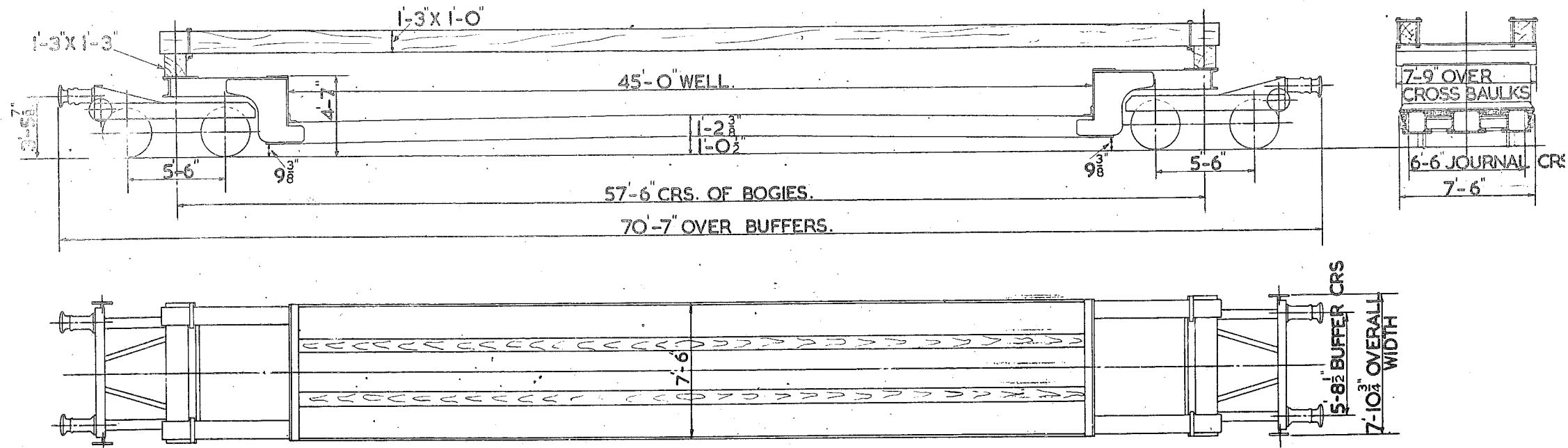
MAXIMUM LOAD:- 20 T. DISTRIBUTED IN WELL  
15 T. DISTRIBUTED OVER 10 FT.  
AT CENTRE OF WELL

BRAKE:- HAND LEVER  
WESTINGHOUSE THRO' PIPE

SCALE 0 2 4 6 8 10 FEET

# 25 TON BOGIE TROLLEY LETTERED FLATROL EV

526



TEL. CODE - FLATROL EV

BRAKE - SCREW HAND, A.V.P. & WESTINGHOUSE PIPE

TARE - 31 TON 19 CWT. WITH BAULKES

29 TON 10 CWT WITHOUT BAULKES

MINIMUM CURVE - 1 1/2 CHAINS

LOT NUMBER - 2953 QTY 1

VEHICLE NUMBER B900355

WOOD & METAL FLOOR

WHEELS - 2'-10 1/2" DIA.

JOURNALS - 4 7/8" DIA.

BUFFERS - SELF CONTAINED.

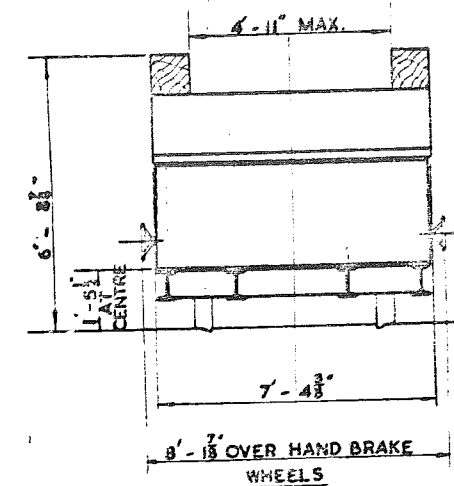
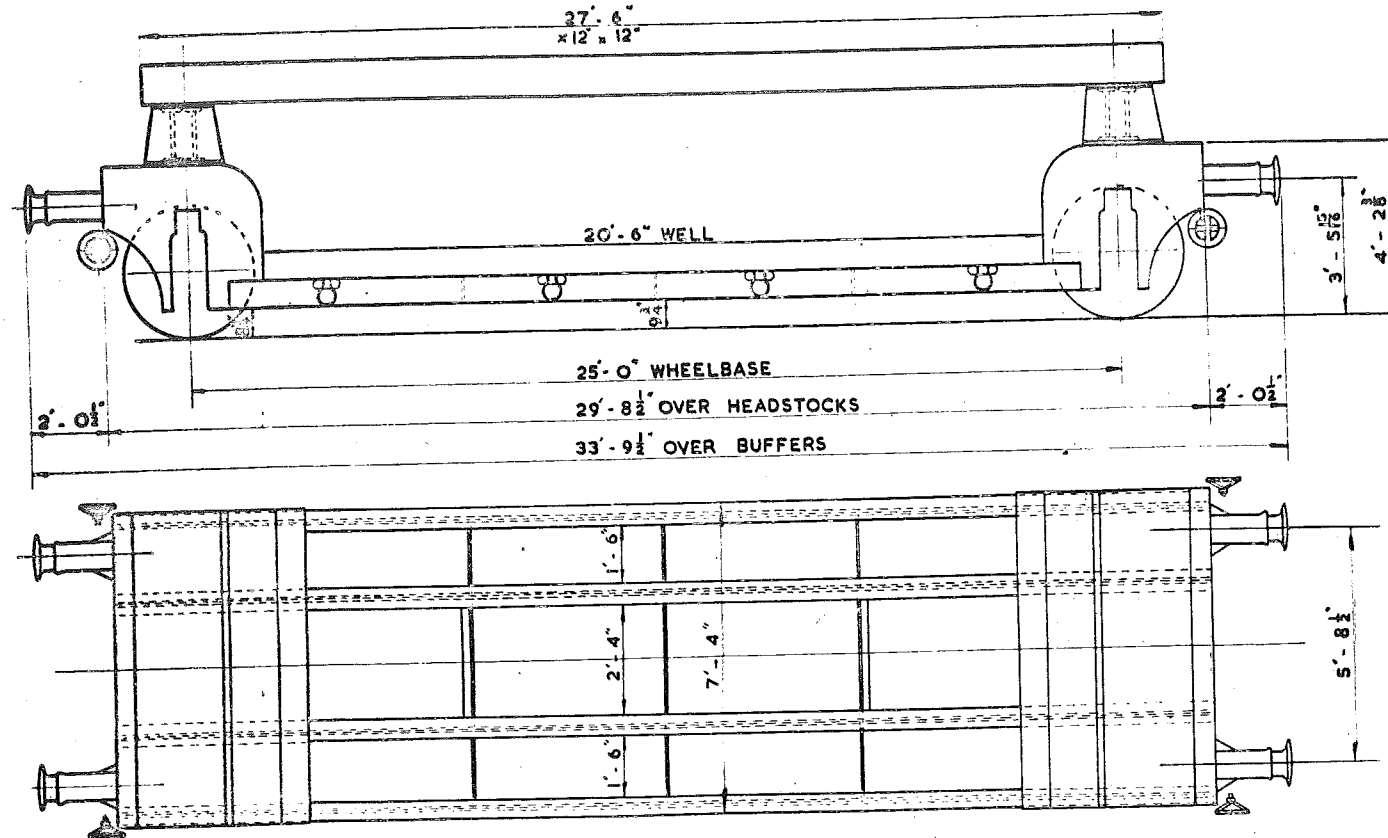
BUFFER HEAD - 400 MM.

COUPLINGS - SCREW U TYPE.

SCALE 0 2 4 6 8 10 FEET

# 20 TON FOUR WHEELED TROLLEY (R.I.V)

LETTERED - FLATROL E.G.



WHEELS - 3'-6" DIA.  
 JOURNALS - 10" x 5" 6'-6" CENTRES.  
 BUFFERS - 1'-3 3/4" DIA. 400MM,  
 SELF-CONTAINED  
 COUPLINGS - SCREW U TYPE

LOT	QTY.	NO.
2949	1	B900043

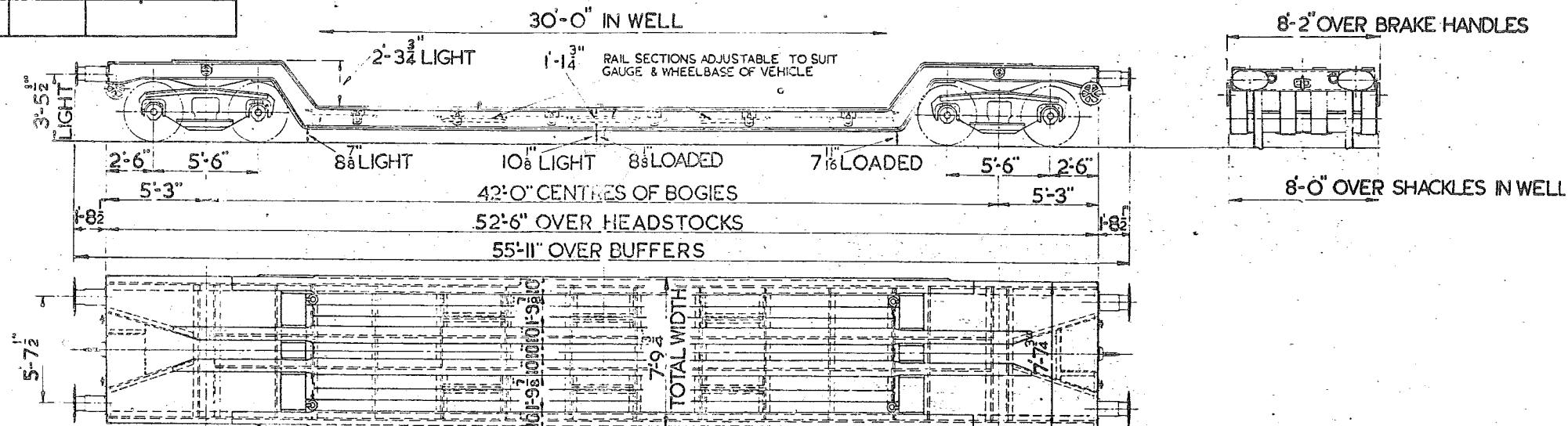
TEL. CODE - FLATROL E.G.      MAXIMUM LOAD - 20 TON.  
 TARE - WITH BAULKS - 13T. 7C.      SCREW HAND BRAKE.  
 WITHOUT BAULKS - 12T. 9C.      WESTINGHOUSE THRO' PIPE.  
 MINIMUM CURVE - 2 CHAINS.

SCALE 0 2 4 6 8 10 FEET

LETTERED	LOT.No	QTY.	VEH.No.
FLATROL MDD	3266	2	B.900429 - B.900430

## 40 TON BOGIE WELL WAGON

529



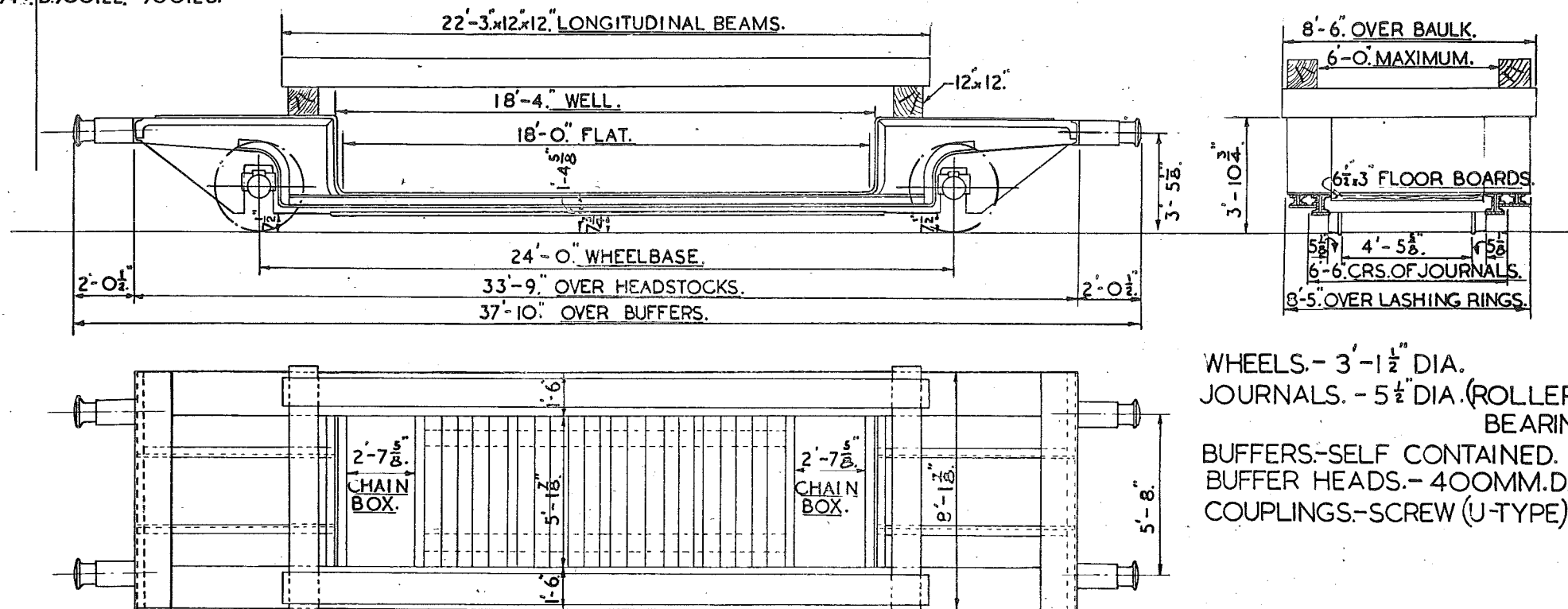
TEL. CODE:- FLATROL MDD  
 TARE:-  
 MIN. CURVE:- 1 1/2 CHAINS  
 BRAKE:- HAND SCREW  
 (VAC. PIPED)

WHEELS:- 3'-1 1/2" DIA.  
 JOURNALS:- 4 7/8" DIA.  
 BUFFERS:-  
 BUFFER HEADS:- 2'-0" X 1'-2"  
 COUPLINGS:- INSTANTER

	LOT NO.	DRG. NO.	NOS.
13. VEHICLES	3252.	21949.	B.900109.-900121.
7. VEHICLES	3253.	21949.	B.900122.-900128.

# 21 TON FLATROL WAGON. LETTERED. FLATROL E.A.C.

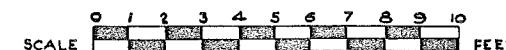
530



WHEELS.- 3'-1 1/2" DIA.  
JOURNALS.- 5 1/2" DIA. (ROLLER BEARING  
BUFFERS.-SELF CONTAINED.  
BUFFER HEADS.- 400MM. DIA.  
COUPLINGS.-SCREW (U-TYPE).

TELE. CODE.- FLATROL E.A.C.  
CARRYING CAPACITY.- 21 TONS,  
BRAKE.- HAND LEVER.- A.V.B.  
THROUGH WESTINGHOUSE PIPE.  
MINIMUM CURVE.- 72 FT.

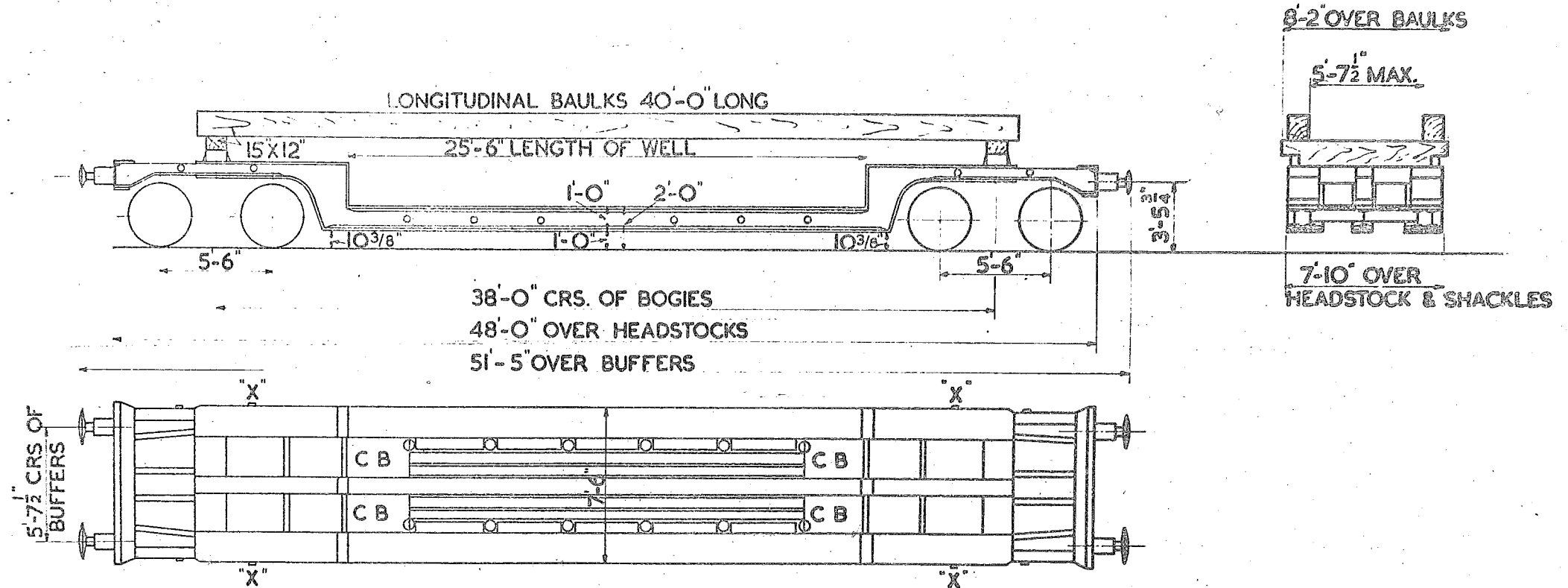
TARE.- WITH BEAMS. 16T.-16C.  
- WITHOUT BEAMS. 14T.-17C.  
FLOOR.- WOOD & STEEL.  
R.I.V.



# 40 TON BOGIE TROLLEY

531

## LETTERED FLATROL M.C.C.



TEL CODE - FLATROL M.C.C.  
 CARR. CAP. - 40 TONS OVER NOT LESS THAN  
 14 FT IN CENTRE OF WELL.  
 SCREW HAND BRAKE AND A.V. PIPE.  
 TARE TONS CWT WITH BAULKS.  
 TONS CWT WITHOUT BAULKS.  
 MINIMUM CURVE 1 CHAIN.

WOOD & METAL FLOOR.  
 CB - CHAIN BOX.  
 7'-11" OVER SHACKLES  
 MARKED THUS 'X'.

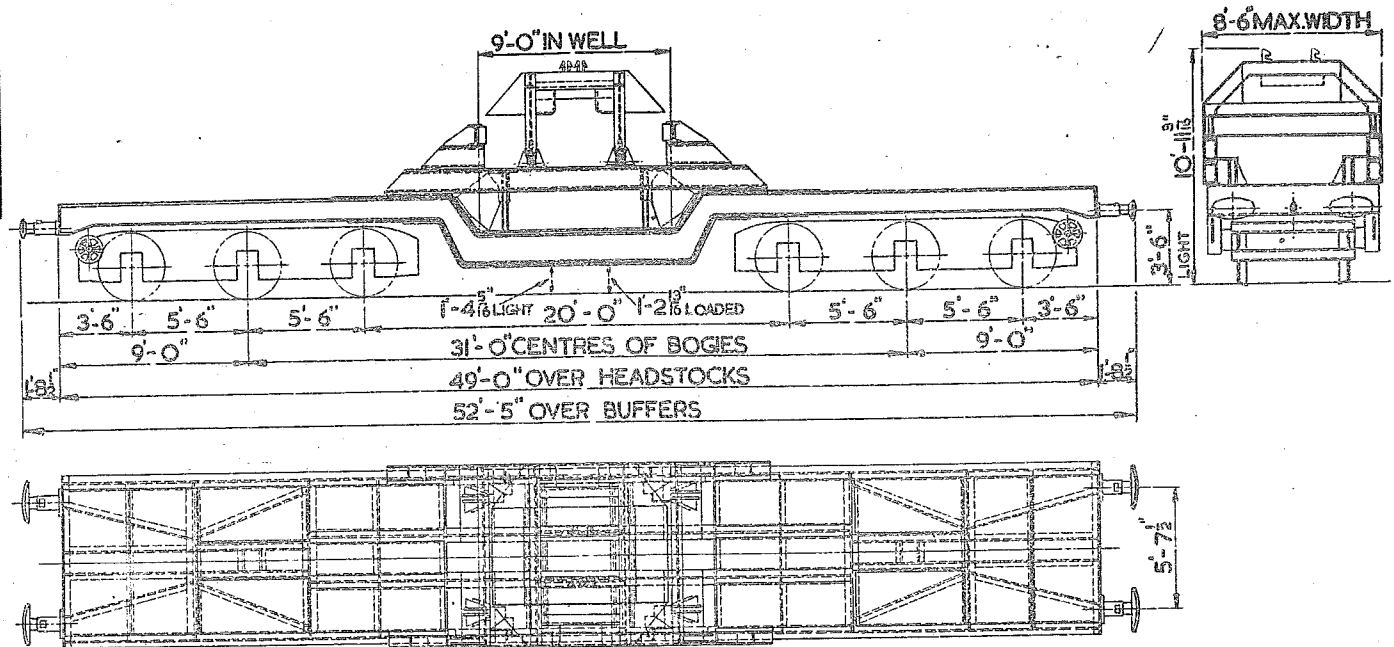
3'-1 1/2" DIA. WHEELS.  
 5 1/2" DIA. ROLLER BEARINGS.  
 INSTANTER COUPLINGS.  
 2'-0" X 1'-2" BUFFER HEADS.  
 DOWTY HYDRAULIC BUFFERS.



LETTERED	LOT N <sup>o</sup>	QTY.	VEH. NO <sup>s</sup> .
FLATROL-MJ	3300	24	900509 TO 900532 INCL.

## 50 TON FLATROL

532



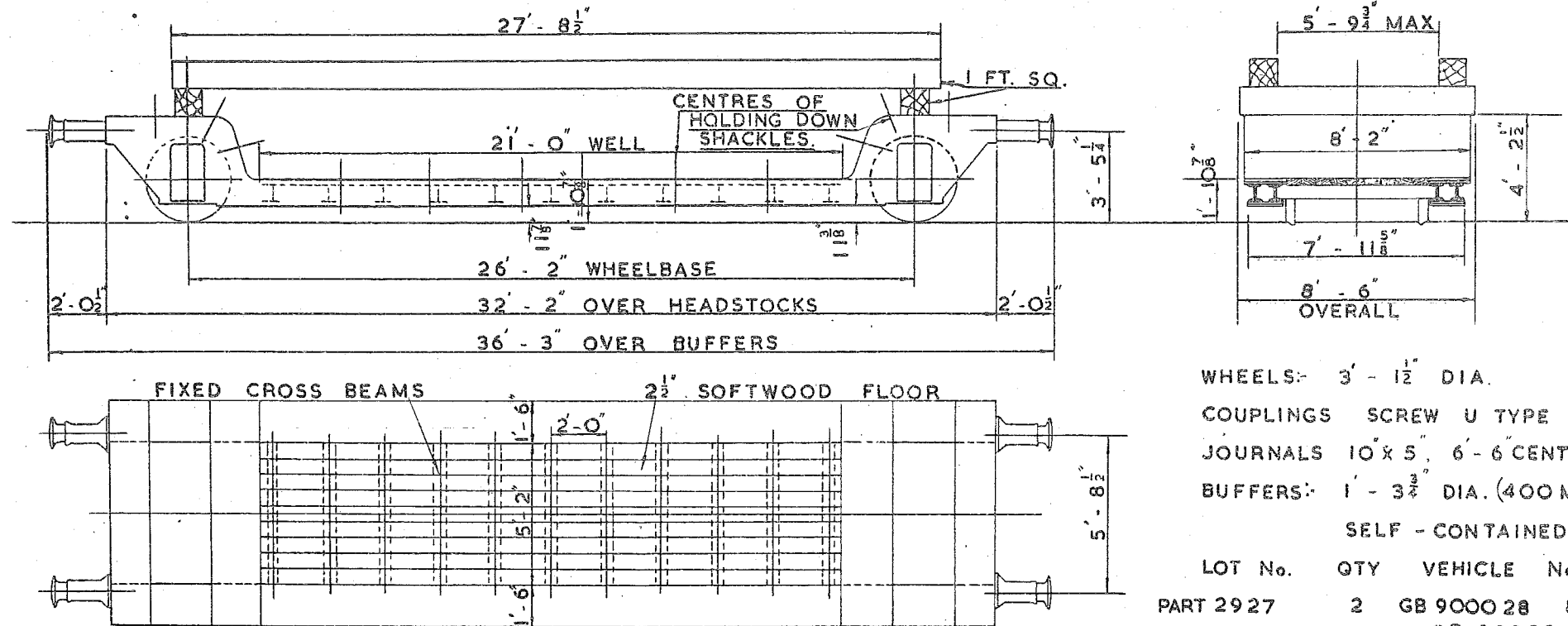
TEL CODE :- FLATROL M.J.  
TARE :- 38 TONS-18 CWTs.  
MIN. CURVE :- 1 1/2 CHAINS  
BRAKE :- HANDWHEEL & A.V.B.

WHEELS :- 3'-1 1/2" DIA.  
JOURNALS :- 4 1/8" DIA.  
BUFFERS :- SELF CONTAINED HYDRAULIC  
BUFFER HEAD :- 24" x 14" OVAL  
COUPLINGS :- INSTANTER

# 20 TON FOUR WHEELED TROLLEY

533

LETTERED FLATROL S.B.C.



WHEELS:- 3' - 1 1/2" DIA.

COUPLINGS SCREW U TYPE

JOURNALS 10" X 5", 6' - 6" CENTRES

BUFFERS:- 1' - 3 3/4" DIA. (400 M.M.)

SELF - CONTAINED

LOT No. QTY VEHICLE Nos.

PART 2927 2 GB 900028 & GB. 900031

TEL CODE:- FLATROL S.B.C.

TARE:- WITH BAULKES 16T. 12C.

WITHOUT BAULKES 15T. 0C.

MINIMUM CURVE:- 3 CHAINS

GROSS LOAD NOT TO EXCEED 35 T.

MAXIMUM LOAD:- 20T. DISTRIBUTED IN WELL

15T. DISTRIBUTED OVER 10 FT.

AT CENTRE OF WELL

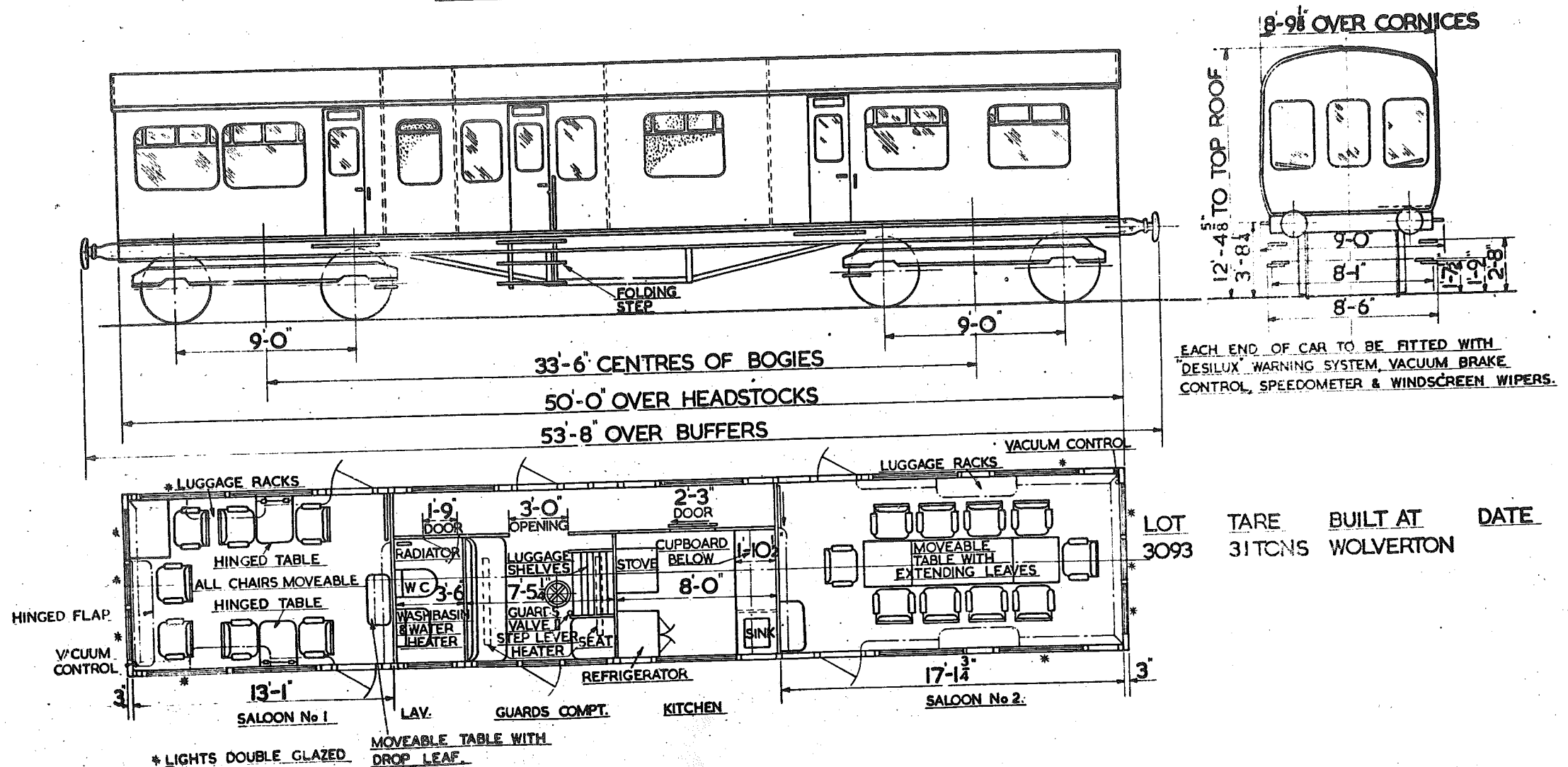
BRAKE:- HAND LEVER

WESTINGHOUSE THROUGH PIPE



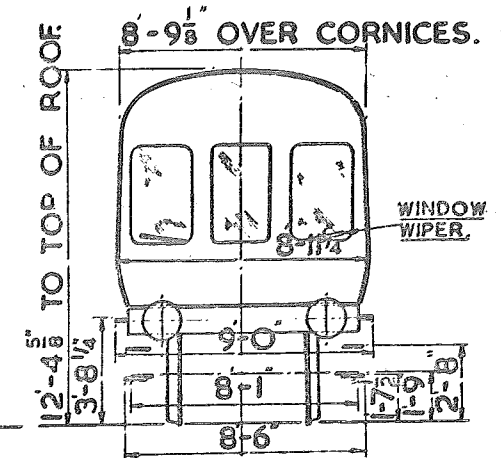
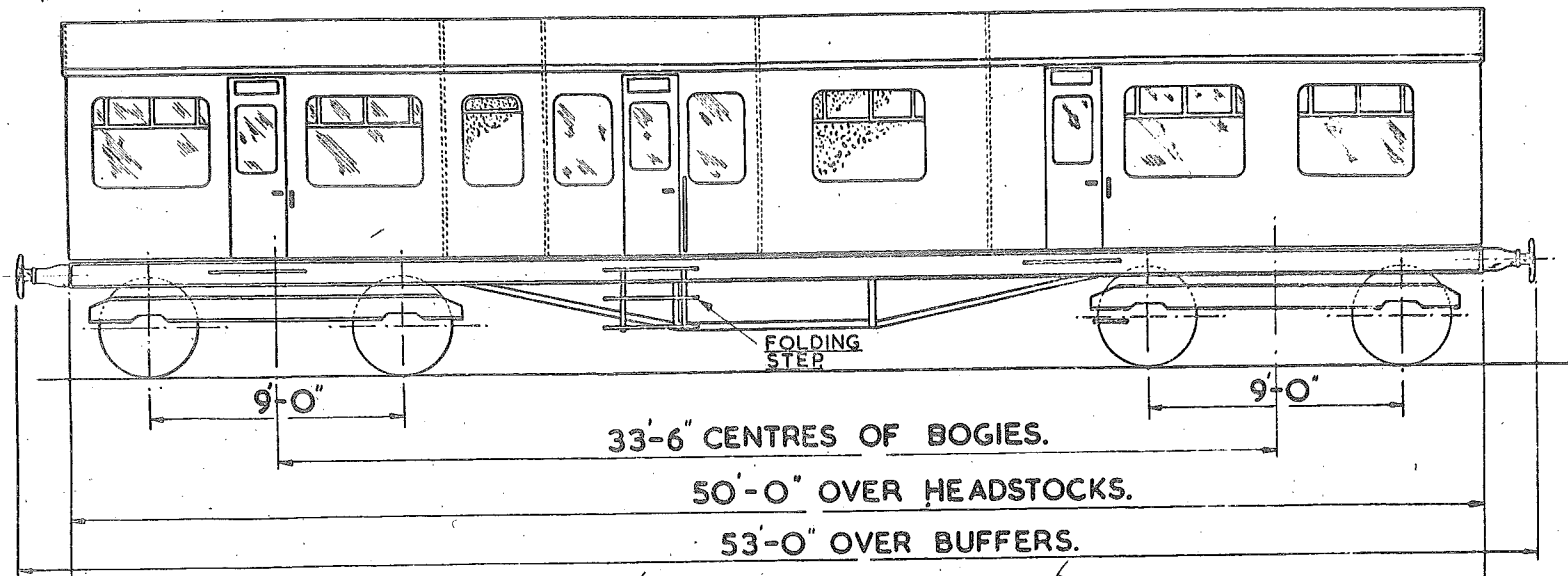
# INSPECTION SALOON

550.

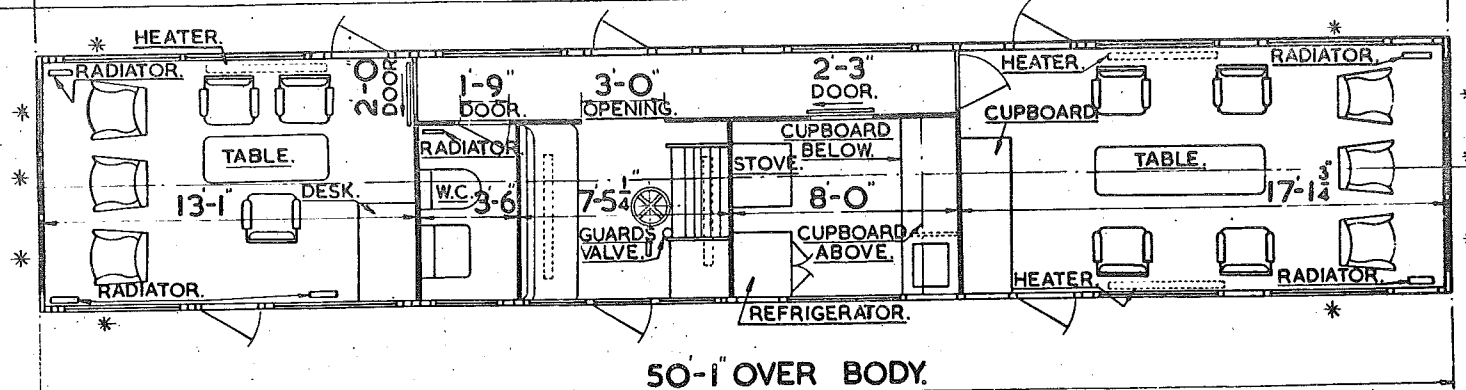


# INSPECTION SALOON

551



EACH END OF CAR TO BE FITTED WITH  
'DESILUX' WARNING SYSTEM, VACUUM  
BRAKE CONTROL, SPEEDOMETER &  
WINDSCREEN WIPERS.



SALOON No. 1.

LAV.

GUARDS COMPT.

KITCHEN.

SALOON No. 2.

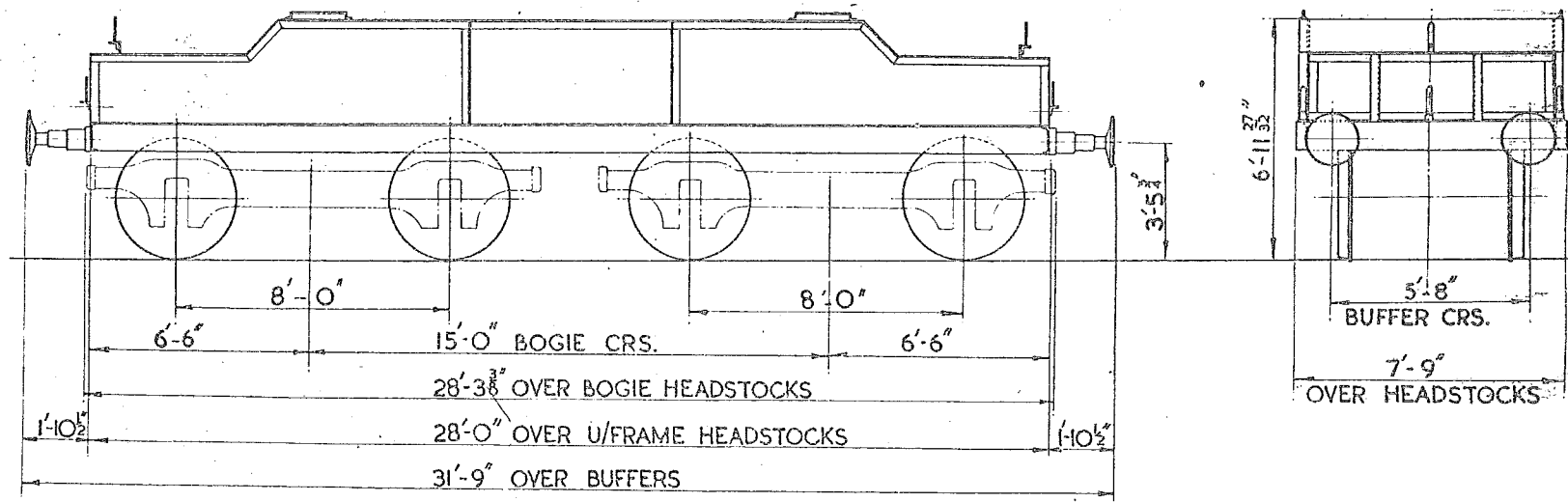
\* LIGHTS DOUBLE GLAZED.

LOT. TARE. BUILT AT. DATE.  
3094. 31 TONS. WOLVERTON.

LOT NO.	DRG. NO.
3449	DN 29299

# DIESEL BRAKE TENDER.

558



TEL. CODE:-

BODY:- STEEL

TARE:- 37 TONS 10 CWT.

MIN. CURVE:- 3<sup>1</sup>/<sub>2</sub> CHAINS

BRAKE:- AVB & HAND SCREW

WHEELS:- 3'-7" DIA.

JOURNALS:- 10" x 5"

COUPLINGS:- SCREW

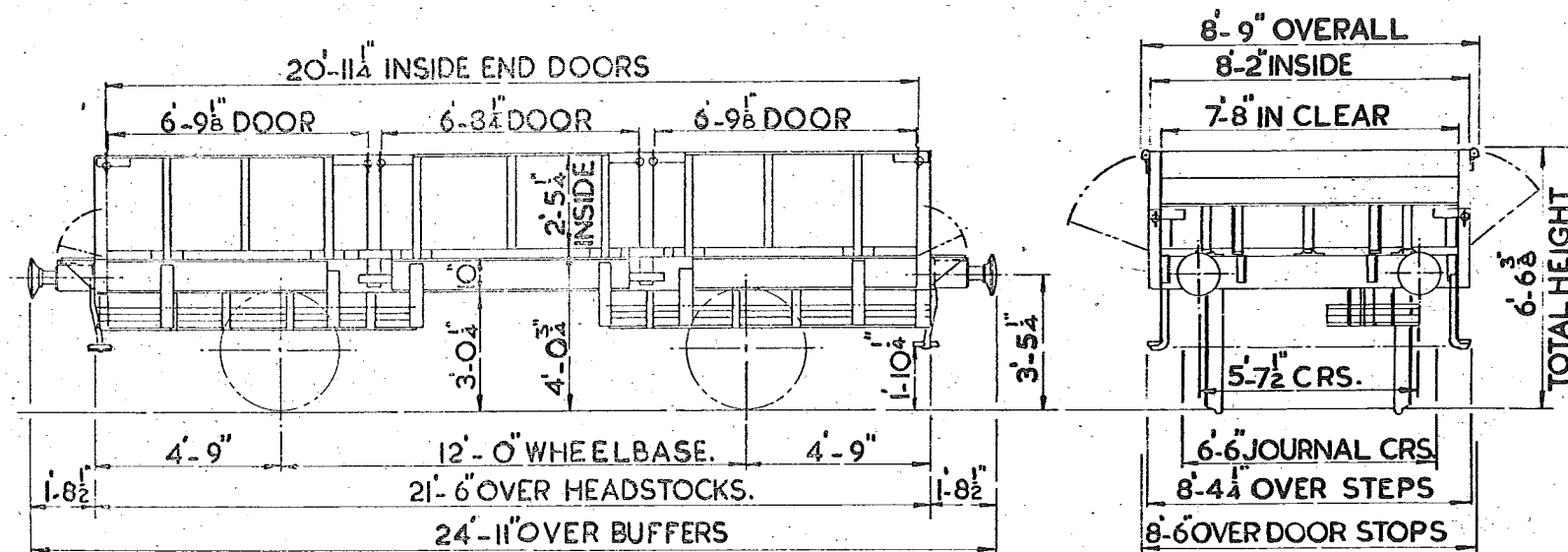
BUFFERS:- SELF CONTAINED

BUFFER HEADS:- 1'-6" DIA.

LETTERED	LOT N°	QTY.	VEH.NO <sup>s</sup>
GRAMPUS	3168	544	DB.991321 TO DB.991864 INCL.
GRAMPUS	3282	103	DB.988419 TO DB.988521 INCL.

## 20 TON SLEEPER BALLAST WAGON

574



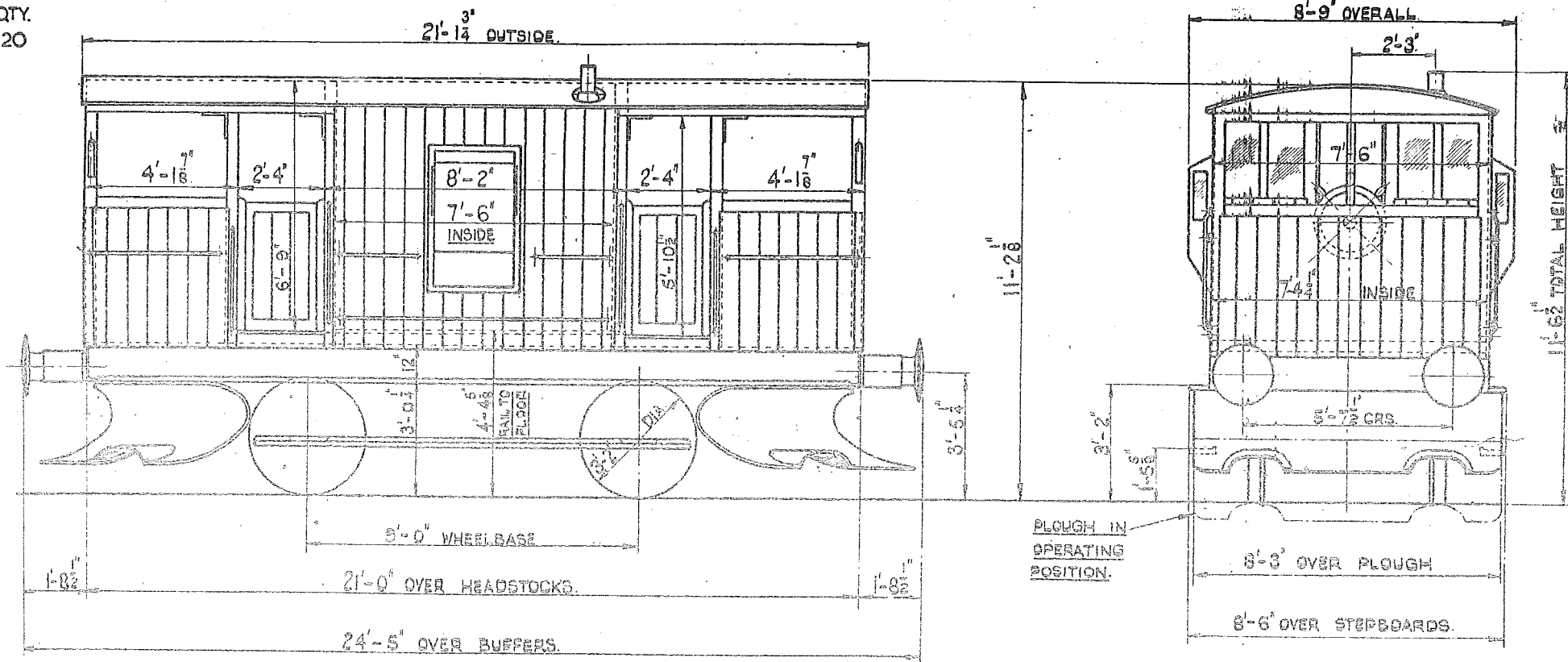
TEL. CODE :- GRAMPUS.  
TARE :- 9 TONS-18 CWT.  
MIN. CURVE :- 1 1/4 CHAINS.  
BRAKE :- HAND LEVER & A.V.B.  
CUB. CAP :- 416 CUBIC FEET.  
DROP SIDES & ENDS.

WHEELS :- 3'-1 1/2" DIA.  
JOURNALS :- 9" x 5"  
BUFFERS :- DOWTY  
HYDRAULIC.  
BUFFER HEAD :- 1'-1" DIA.  
COUPLINGS :- STD. SCREW.

# 20 TON BALLAST PLOUGH BRAKE VAN.

598.

LOT NO QTY.  
3285 20

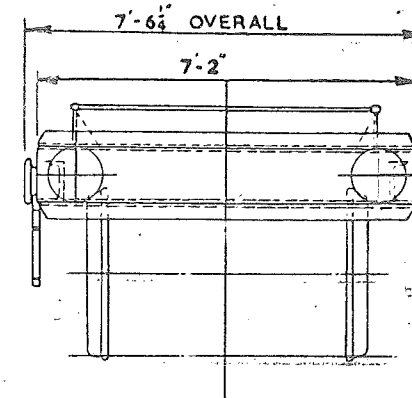
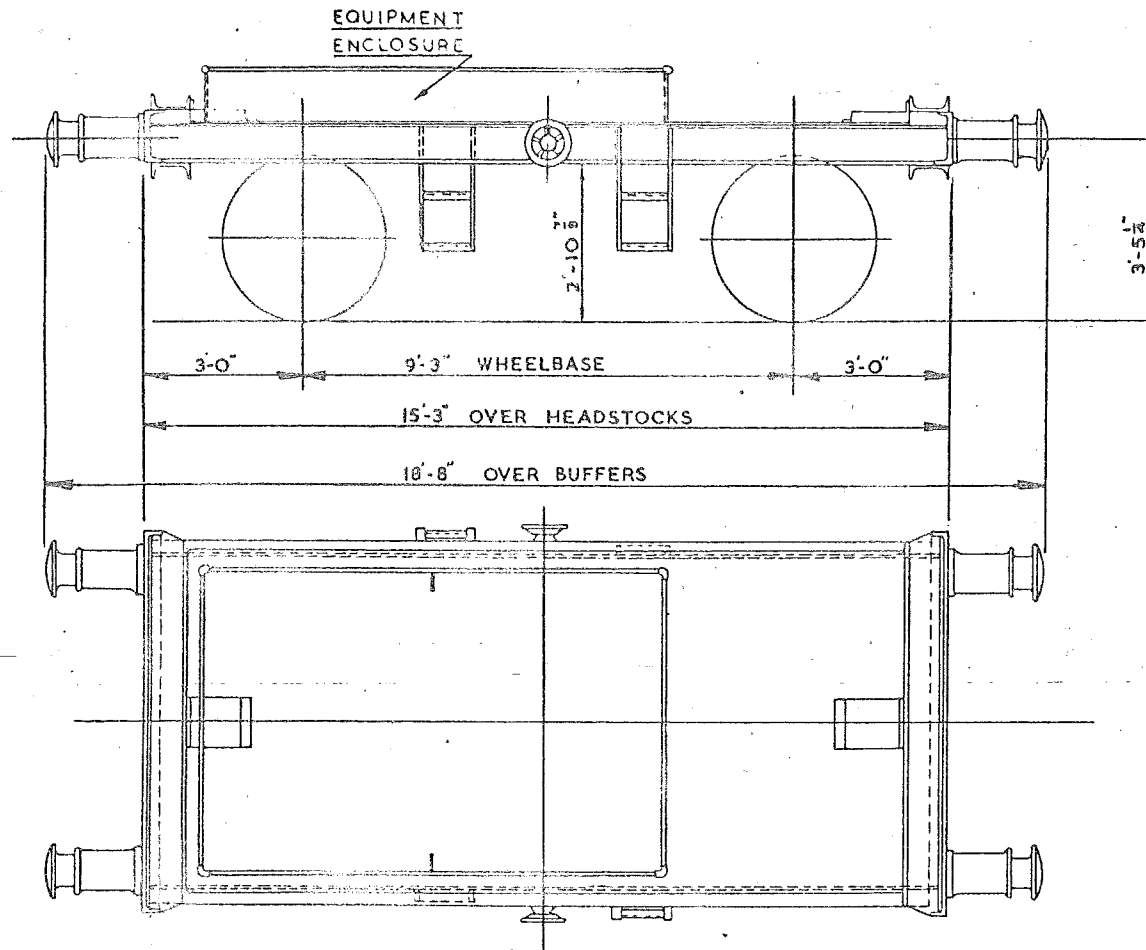


TEL CODE - SHARK. TARE 20 TONS 0 CWTS  
SCREW HAND BRAKE & A.V.B.  
MINIMUM CURVE 1 CHAIN

BUFFERS: 1'-6" DIA.  
4 3/8" DIA. ROLLER BEARINGS.  
HYDRAULIC BUFFERS.

# CRANE FLAT WAGON

624



WHEELS 3'-1 1/2" DIA.

JOURNAL 9'x4 1/2"

BUFFER SELF CONTAINED

BUFFER HEADS 1'-1" DIA.

COUPLINGS SCREW

FLOOR CHEQUER PLATE

QTY  
3

VEH. Nos.  
D.B. 998511:13:15.

TARE:- 6 TONS. 4 CWTs.

BRAKE - HAND SCREW

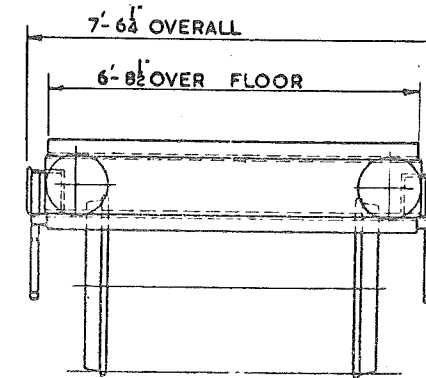
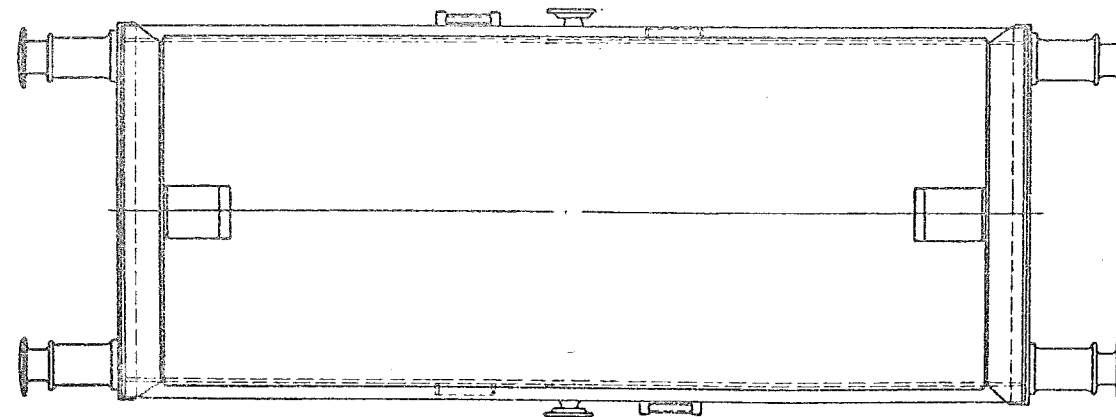
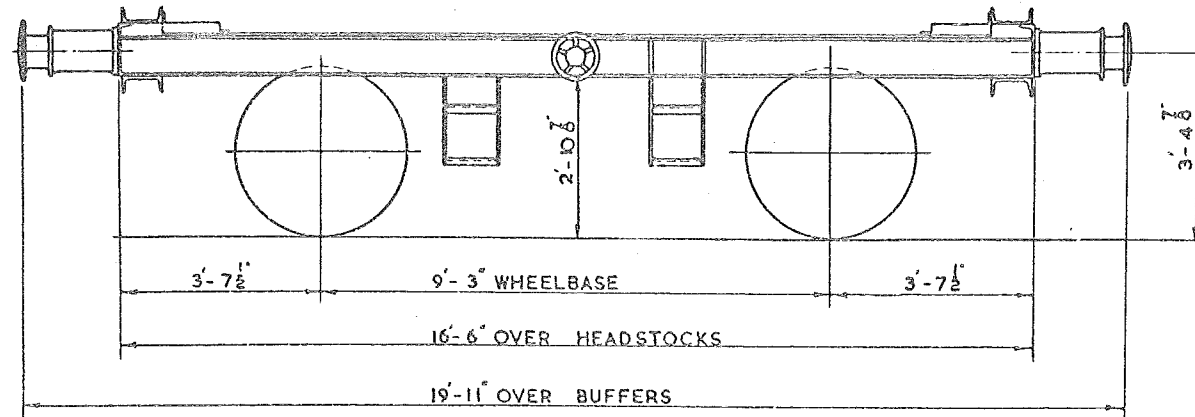
MIN CURVE - 1 CHAIN.





# CRANE FLAT WAGON

625



WHEELS 3'-1½" DIA.

JOURNAL 9'x4½"

BUFFER SELF CONTAINED

BUFFER HEADS 1'-1" DIA.

COUPLINGS SCREW

FLOOR CHEQUER PLATE

QTY.  
4

VEH. Nos.  
D.B. 998501-4.

TARE 6 TONS. 1 CWT. 2 QTRS.

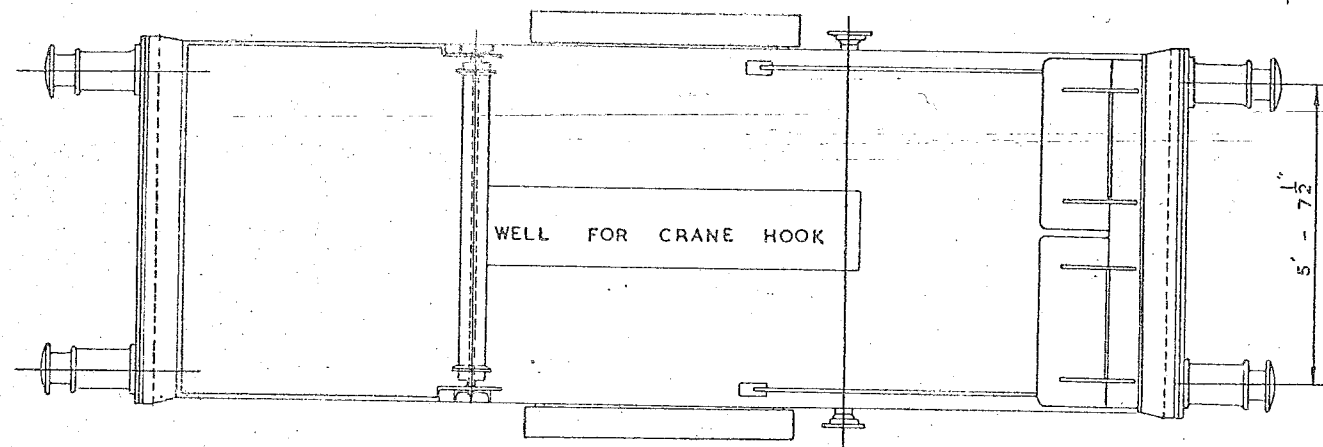
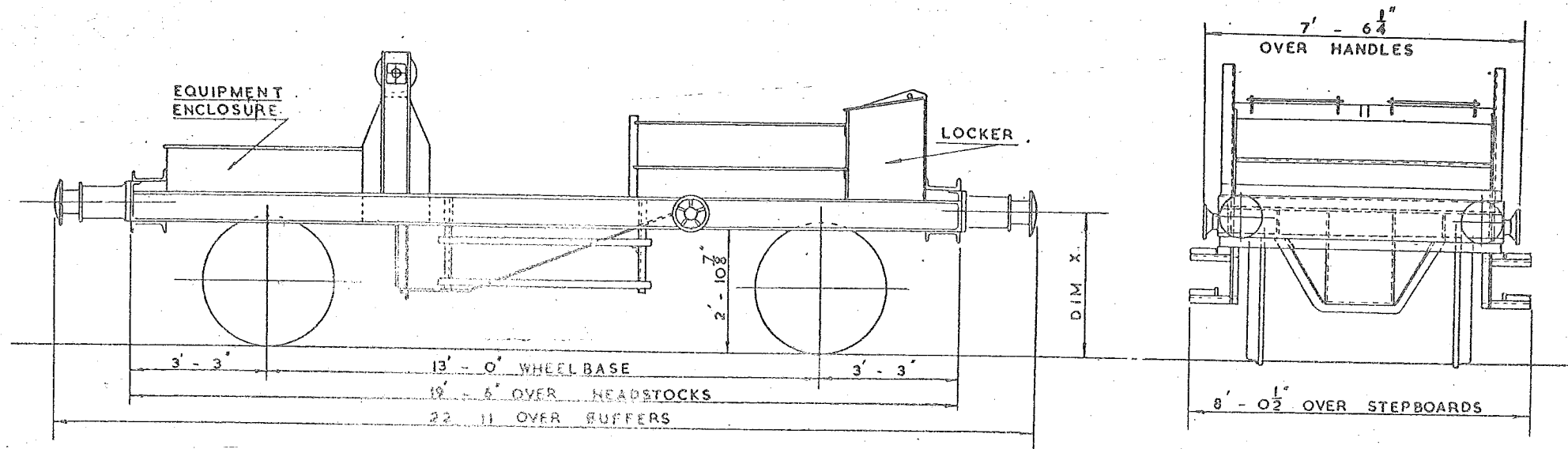
BRAKE - HAND SCREW

MIN CURVE - 1 CHAIN



# CRANE MATCH WAGON

626



QTY	VEHS. Nos.	DIM X
4	DB 998505-8	3' - 4 7/8"
3	DB 998512,14,16	3' - 5 1/4"

TARE 7 TONS 5 CWTs  
 BUFFER SELF CONTAINED  
 BUFFER HEADS 1' - 1" DIA.  
 MINIMUM CURVE 1 1/4' CHAINS  
 BRAKE HAND SCREW

WHEELS 3' - 1 1/2" DIA. JOURNAL 9" X 4 1/2"  
 FLOOR CHEQUER PLATE. COUPLINGS SCREW



30  
VEHICLES  
33  
VEHICLES  
25  
VEHICLES

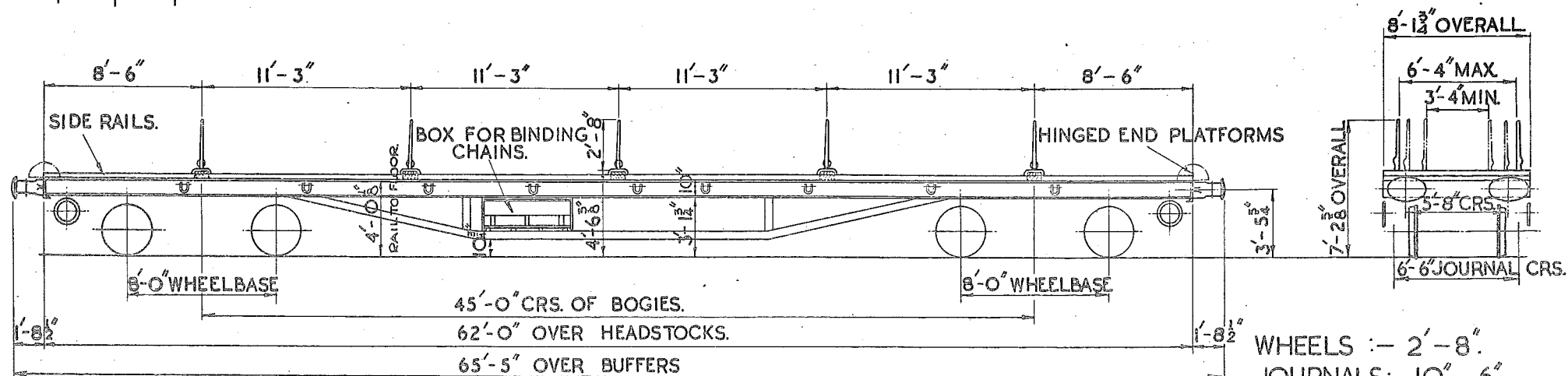
LOT Nº	ORG. Nº
PART 3262	SWDN
PART 3284	28604
3352	

Nº DB 996882-DB 996911  
Nº DB 996937-DB 996969  
Nº DB 996970-DB 996994

# 50 TON BOGIE RAIL WAGON.

LETTERED 'SALMON'

628



TEL CODE :- SALMON

TARE:- 22 TONS 10 CWTs.

MINIMUM CURVE :- 1 CHAIN

4 SETS OF LOOSE BINDING CHAINS & SCREW COUPLINGS.

THROUGH VACUUM PIPE.

BRAKE :- STD. SLACK ADJUSTER. (SCREW.)

BODY :- STEEL.

FLOOR:-STEEL.

WHEELS :- 2'-8".

JOURNALS:- 10" x 6"

BUFFERS SELF CONTAINED

BUFFER HEADS:-24"x14" OVAL

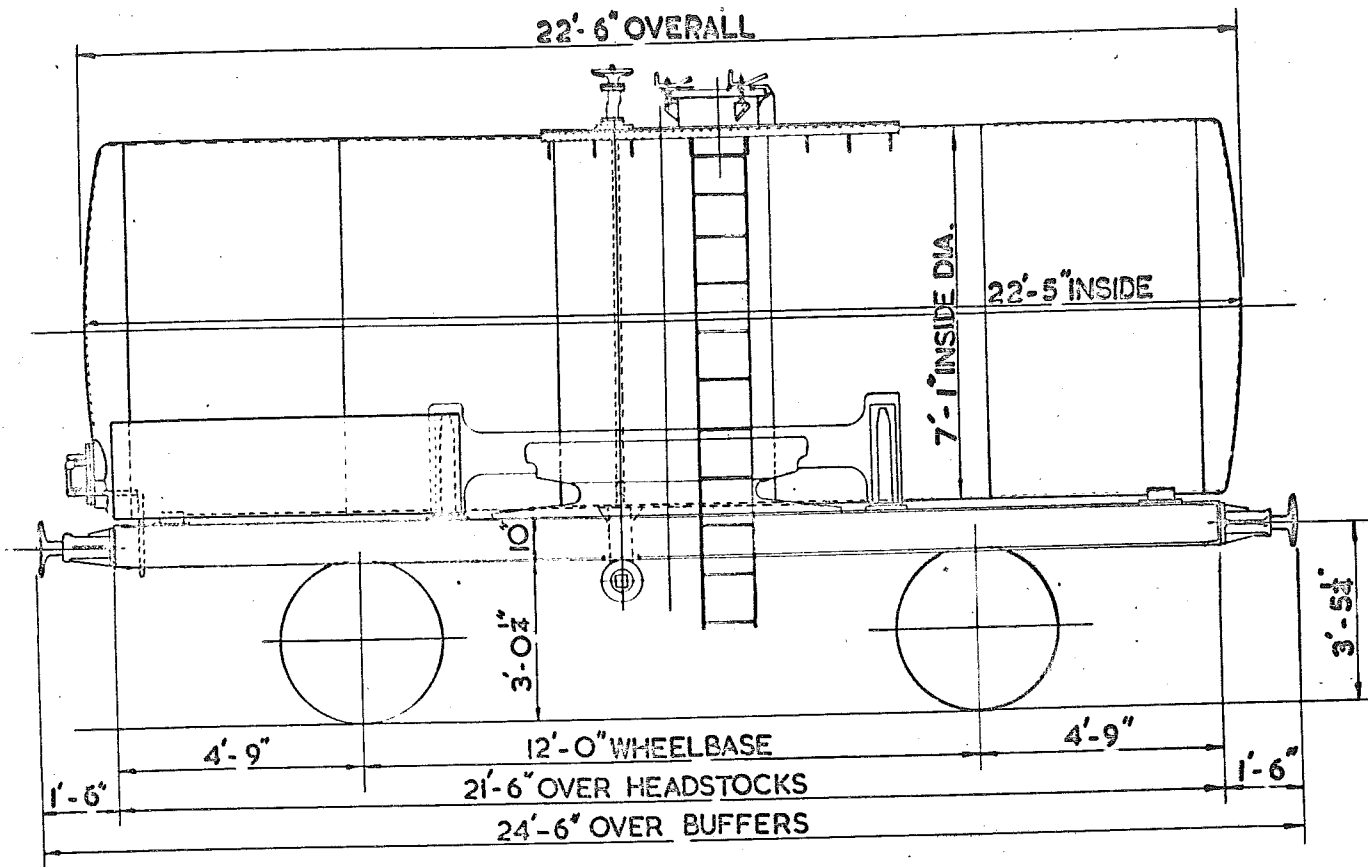
COUPLINGS:-SCREW STD. BR.

SCALE 0 1 2 3 4 5 6 7 8 9 10 FEET

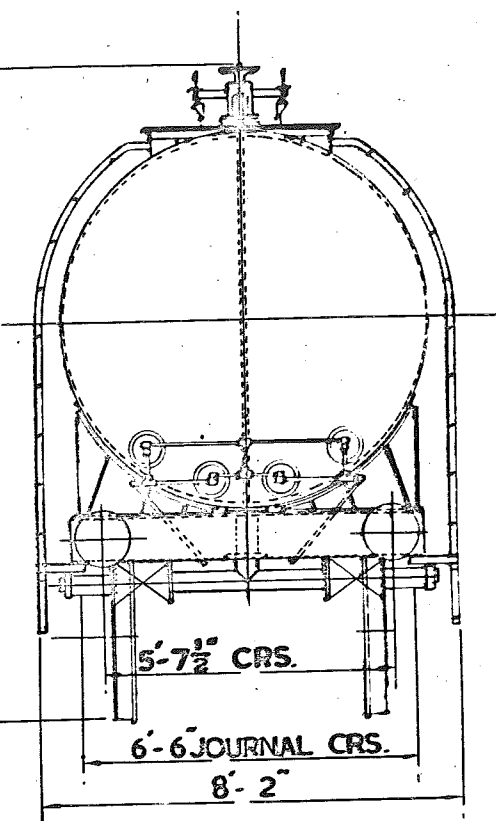
# 20 TON TANK WAGON FOR CONVEYANCE OF MARINE FUEL OIL

634

LOT  
2781



12'-4 1/8" TOTAL HEIGHT



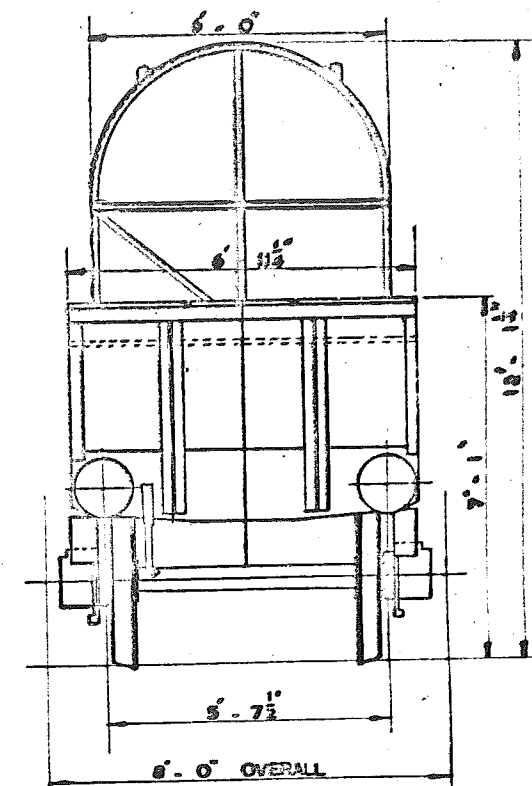
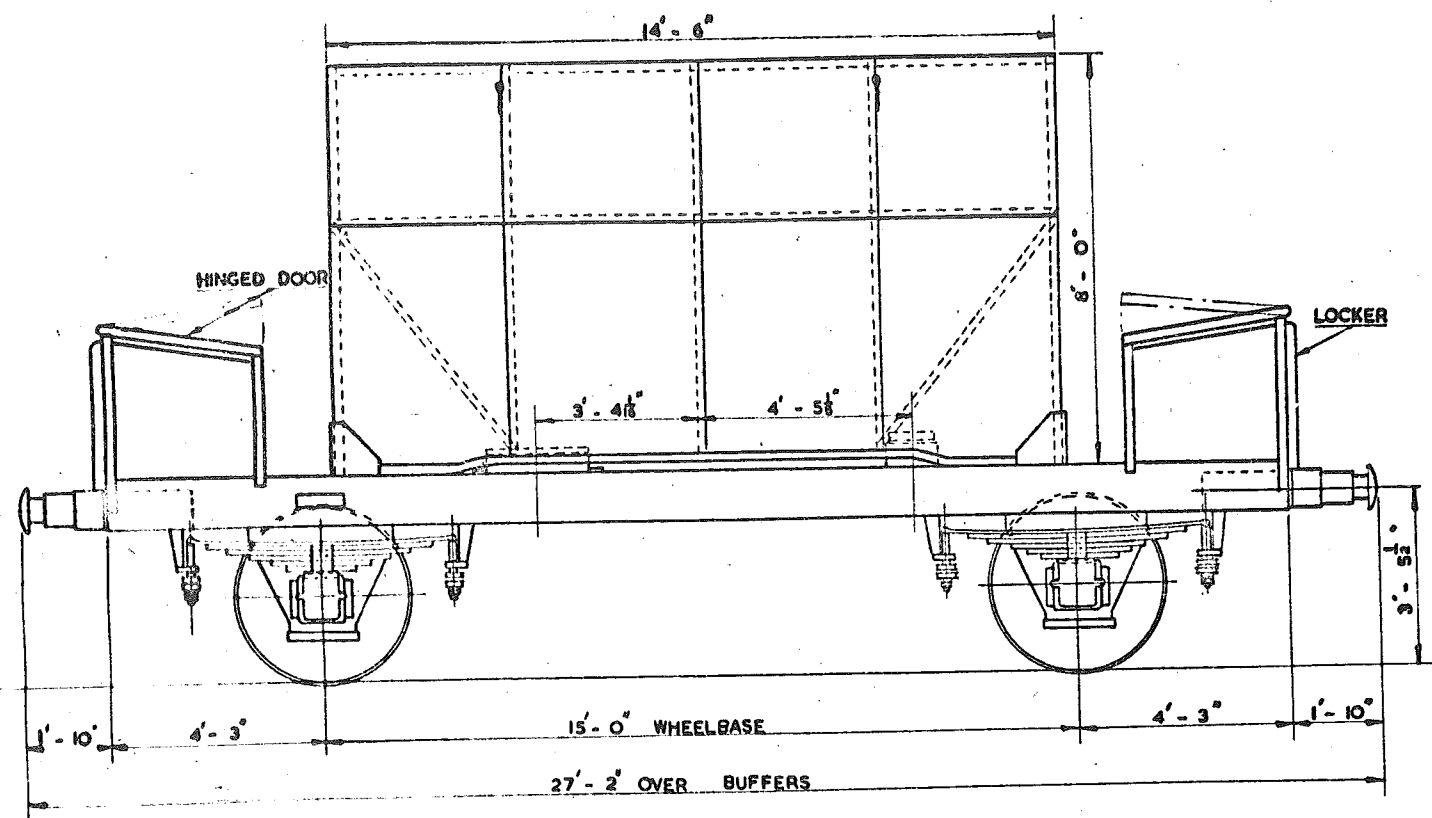
TEL. CODE  
CAPACITY - 5415 GALLONS (GROSS)  
BRAKE - STD. 20 TON HAND LEVER  
MINIMUM CURVE - 1 1/4 CHAINS

TARE 12 TONS 5 CWT.

DIA. WHEELS - 3'-1 1/2"  
JOURNALS - 10x5"  
BUFFERS - SPINDLE  
BUFFER HEADS - 1'-1" DIA.  
COUPLINGS - THREE LINK  
BODY - STEEL

SCALE 0 2 4 6 8 10 FEET

# 13 TON FLAT WAGON FOR DIESEL UNITS.



BRAKE - SIDE LEVER HANDBRAKE.  
AUTOMATIC VACUUM BRAKE

COUPLINGS - SCREW

DIA. OF WHEELS - 3' - 6"

JOURNALS - 9" x 4 5/8"

BUFFERS - OLEO HYDRAULIC.

BUFFER HEADS - 1' - 1" DIA.

TARE - 9 TON. 19 CWT.

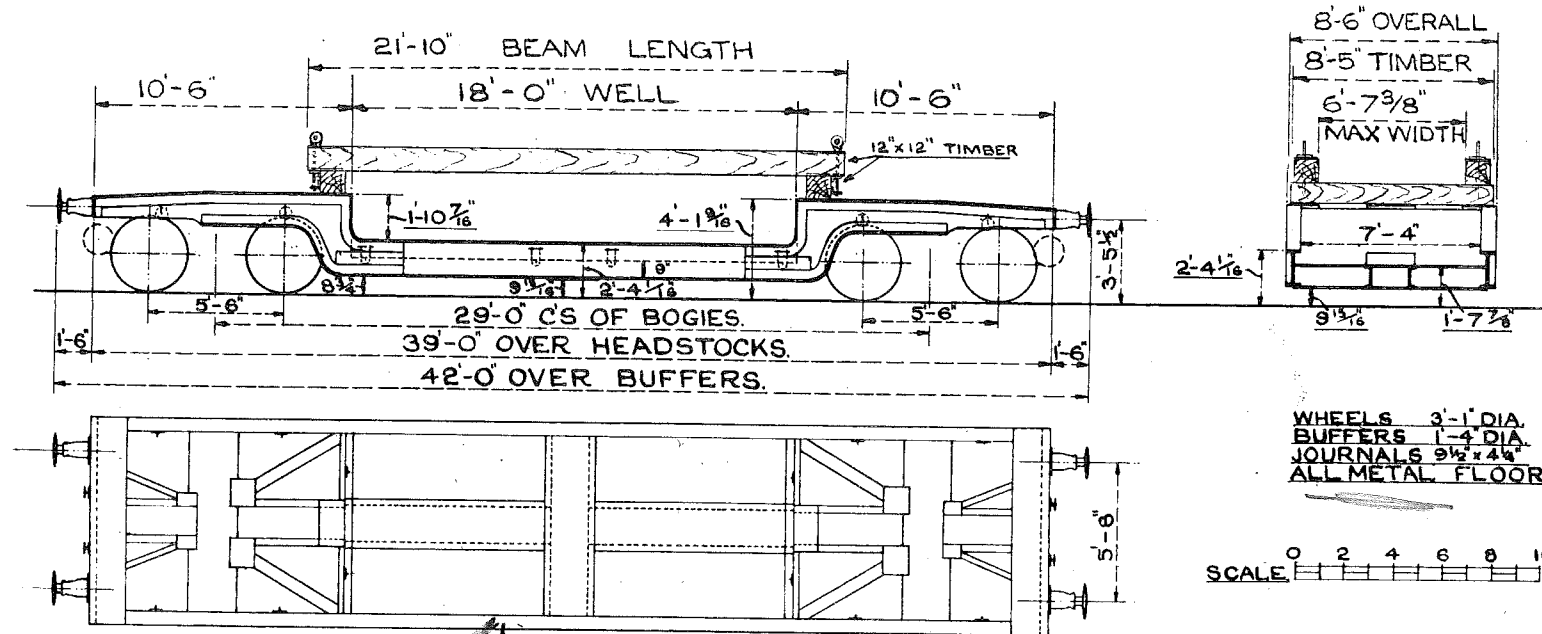
QTY	VEH. No.	LOT No.	BUILT AT
1	998050	3077	ASHFORD
3	998051- 53	3144	"

SCALE 0 2 4 6 8 10 FEET

# 20 TON PROPELLOR TROLLEY.

660.

LETTERED PROTROL E.D.



TEL. CODE:- PROTROL E.D.

TARE. 18 TONS 18 CWTs. *with Baulks*  
 MIN. CURVE 1 CHAIN. *0 1/4" without Baulks.*

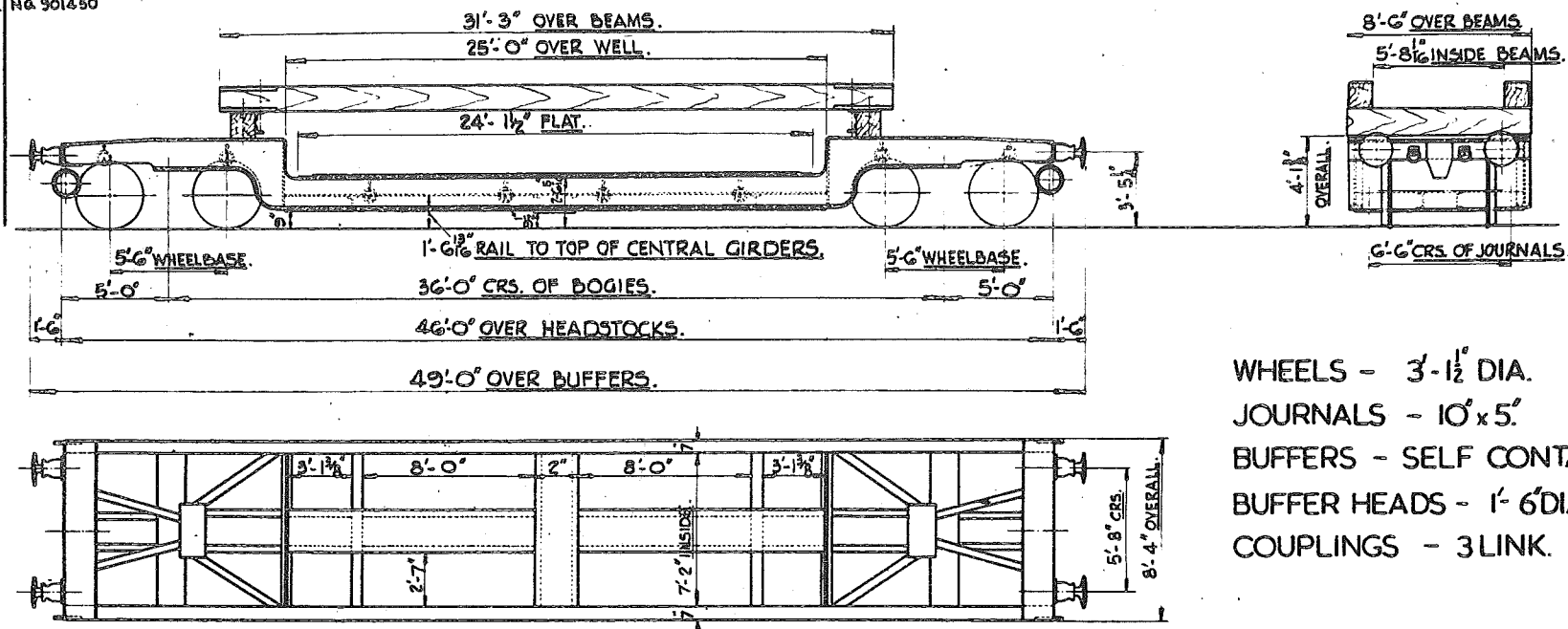
WHEEL BRAKE.

*4 sets of binding chains with screw couplings.*

QTY. 3.  
 LOT. 2177.  
 Nos B901400 TO B901402

	LIST NO.	DRG. NO.	
VEHICLE.	9018	DN. 20164	No. 901452
VEHICLE.	2574	DN. 20164	No. 901450

# 40 TON TROLLEY WAGON, LETTERED PROTROL 'E.G.'



WHEELS - 3'-1 1/2" DIA.  
JOURNALS - 10" x 5"  
BUFFERS - SELF CONTAINED.  
BUFFER HEADS - 1'-6" DIA.  
COUPLINGS - 3 LINK.

TEL. CODE - PROTROL 'E.G.'  
BRAKE - HAND (SCREW)  
MINIMUM CURVE - 70 FT.

TARE - WITH BEAMS 24 TONS. 4 CWT. 3 Q.  
TARE - WITHOUT BEAMS 22 TONS. 2 CWT.  
FLOOR - STEEL.  
BODY - STEEL.

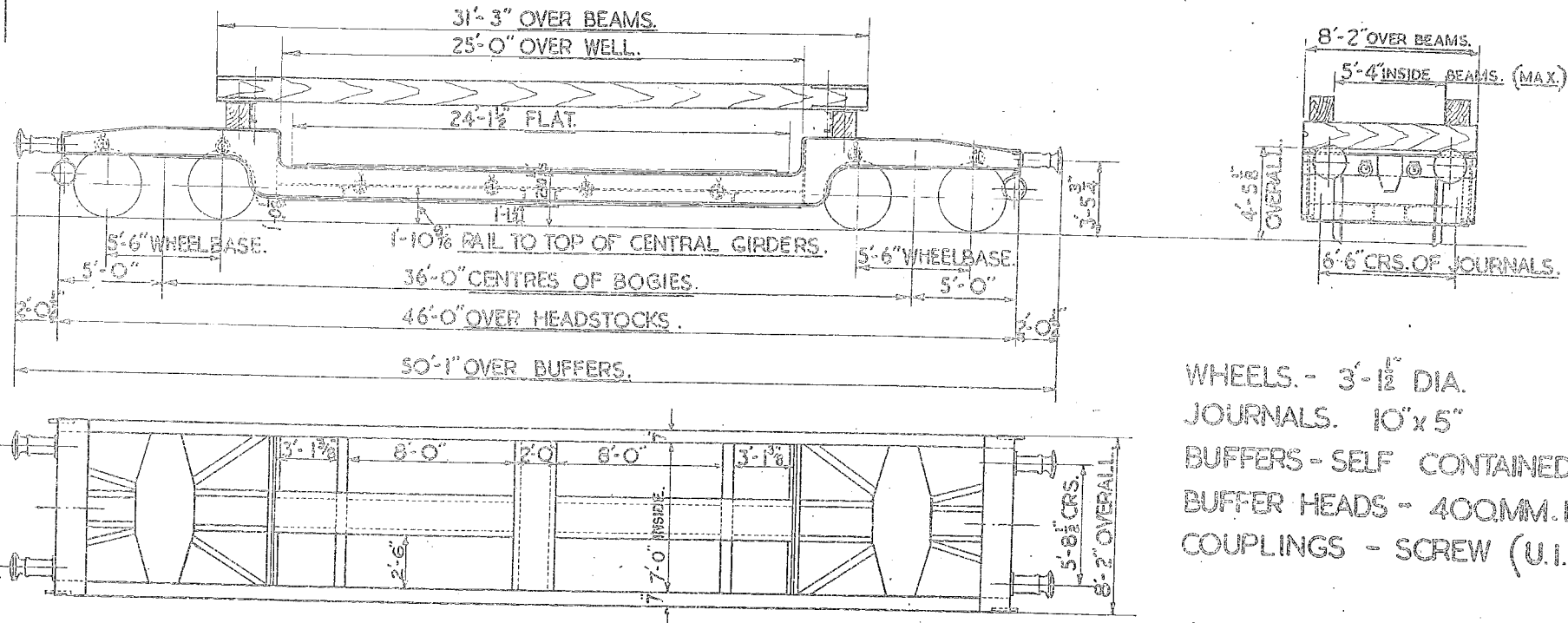
THERE ARE CROSS AND LONGITUDINAL BEAMS FOR EACH OF THESE WAGONS, AND WHEN REQUIRED, THEY SHOULD BE REQUISITIONED ALONG WITH THE WAGON. THE WELL PLATES MUST NOT BE LOADED BEYOND 1/2 CWT. PER SQ. FT.  
THE TRANSVERSE CENTRAL GIRDERS WILL CARRY A DISTRIBUTED LOAD OF 25 TONS, OR A CONCENTRATED LOAD OF 15 TONS.  
THE LONGITUDINAL CENTRAL GIRDERS WILL SUPPORT 1 1/4 TONS PER FOOT RUN.

SCALE 0 1 2 3 4 5 6 7 8 9 10 FEET.

LOT NO.	DRG. NO.
2950	21025
VEHICLE	DN
	No. 901451

# 40 TON TROLLEY WAGON. LETTERED PROTROL 'E.G.

662



WHEELS. - 3'-1 1/2" DIA.  
JOURNALS. 10"x5"  
BUFFERS - SELF CONTAINED. U.I.C.  
BUFFER HEADS - 400MM. DIA.  
COUPLINGS - SCREW (U.I.C.)

TEL. CODE PROTROL 'E.G.  
BRAKE - HAND (SCREW)  
THROUGH WESTINGHOUSE PIPE.  
MINIMUM CURVE - 70 FT.

TARE-WITH BEAMS. 25TONS. 6CWT. 00  
TARE-WITHOUT BEAMS. 23TONS. 20WT.  
FLOOR-STEEL.  
BODY-STEEL.

THERE ARE CROSS AND LONGITUDINAL BEAMS FOR EACH OF THESE WAGONS, AND WHEN REQUIRED THEY SHOULD BE REQUISITIONED ALONG WITH THE WAGON. THE WELL PLATES MUST NOT BE LOADED BEYOND 1 1/2 CWT. PER SQ. FT. THE TRANSVERSE CENTRAL GIRDERS WILL CARRY A DISTRIBUTED LOAD OF 25TONS OR A CONCENTRATED LOAD OF 15 TONS. THE LONGITUDINAL CENTRAL GIRDERS WILL SUPPORT 1 1/4 TONS PER FOOT RUN.

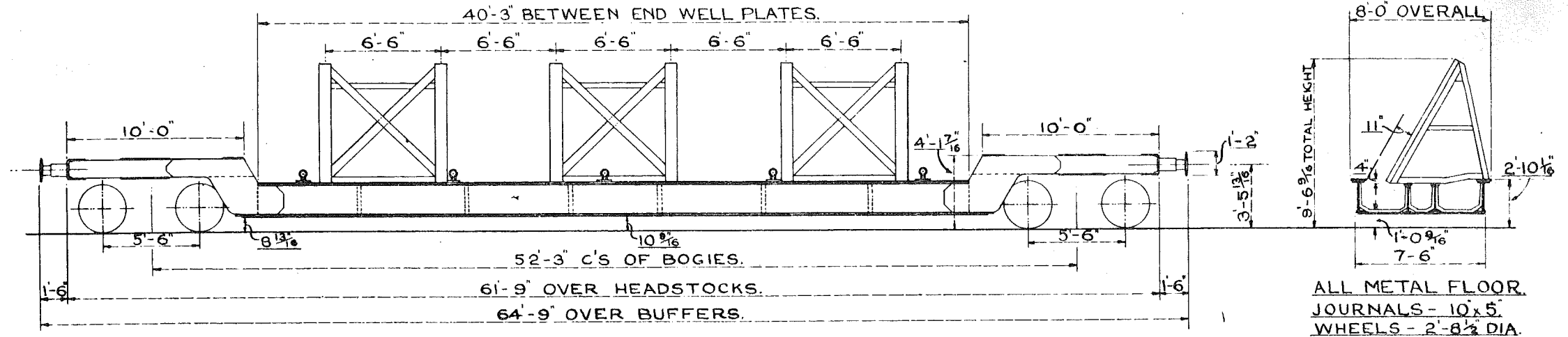
SCALE 0 1 2 3 4 5 6 7 8 9 10 FEET.

Page 82

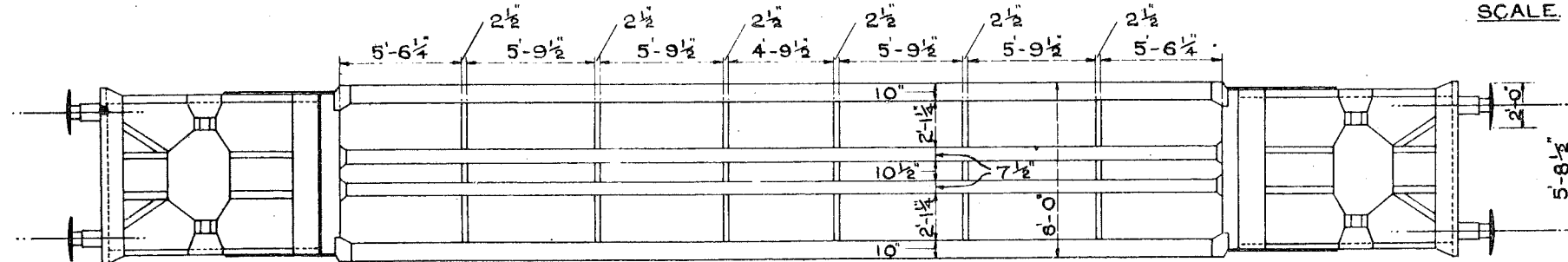


# 40 TON BOGIE TROLLEY. LETTERED TRESTOL MO.

680



SCALE 0 2 4 6 8 10 FEET



TEL CODE:- TRESTOL MO. MIN CURVE 1 1/2 CHAIN UNCOUPLED. QUANTITY 10.

TARE:- WITH TRESTLES 27 TONS 1 CWT LOT 2205.

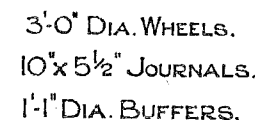
WITHOUT TRESTLES 25 TONS 2 CWTs. Nos. B901500 TO B901509.

CARRYING CAPACITY 40 TONS OVER WHOLE WELL. 30 TONS OVER 10 FEET.

HAND LEVER BRAKE.


*Print Assent to SR. 4/7/57 16.4.15*

## 681

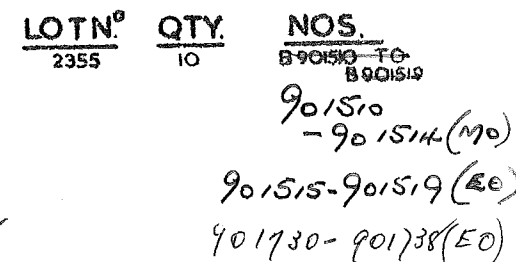
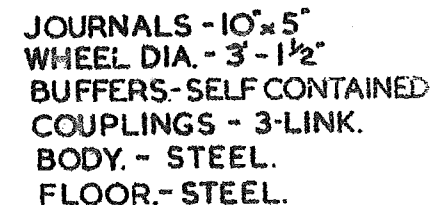


217323  
217324

No.B901600 TO B901603.

SCALE  FEET.

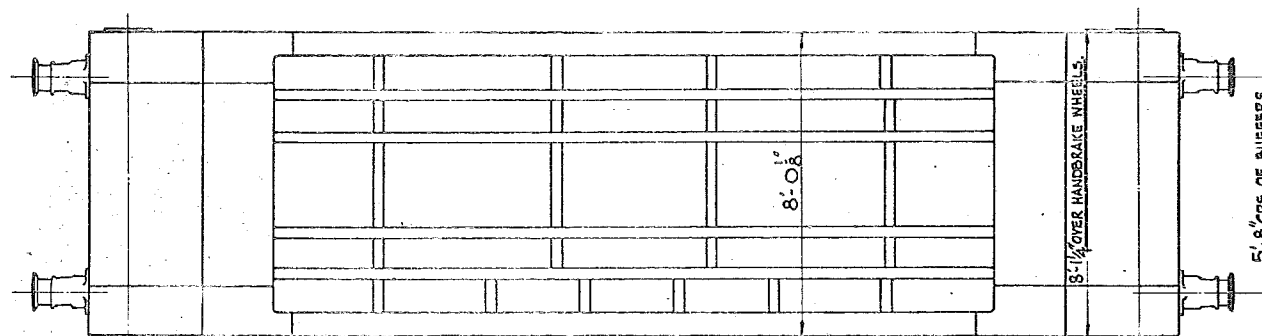
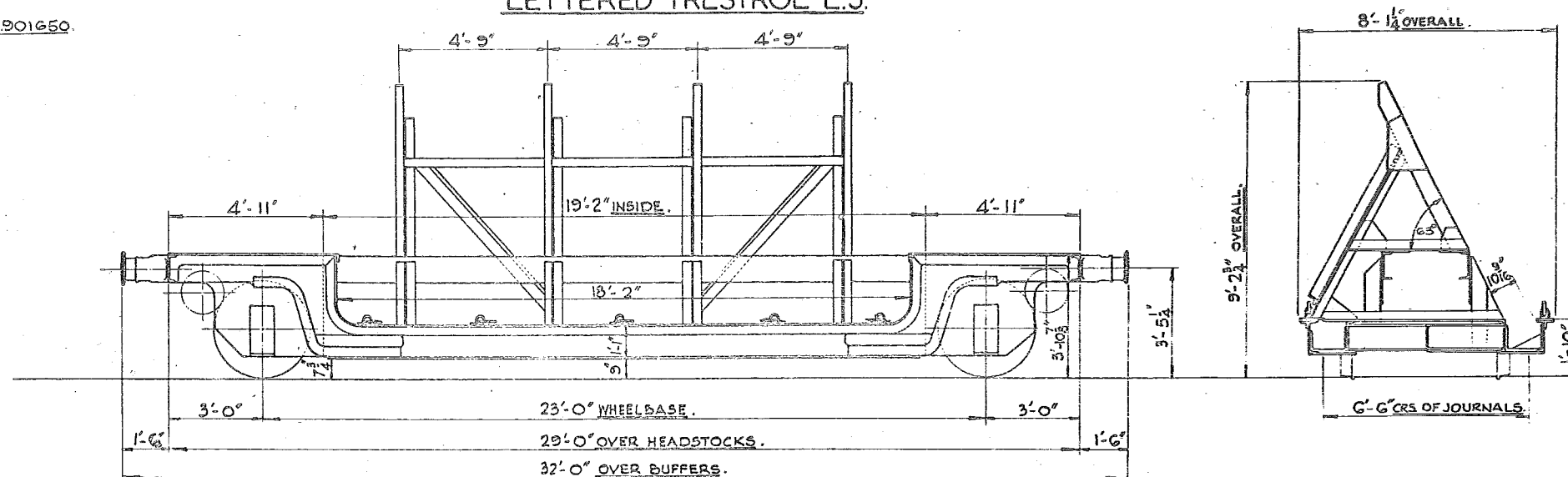
## 682



Provi Assent to SR. 8757574 16/4/88

# 20TON FOUR WHEELED TRESTLE TROLLEY. LETTERED TRESTROL E.J.

VEHICLE	LOT Nº	DRG. Nº
	2575	20285
		DI.
		Nº B901650.




WHEELS:- 3'-1 1/2" DIA.  
JOURNALS:- 11" x 5"  
BUFFERS:- SELF CONTAINED.  
BUFFER HEADS:- 1'-1" DIA.  
COUPLINGS:- 3 LINK.

SPECIAL CHOCKS ARE PROVIDED FOR  
CONVEYING CIRCULAR PLATES.

TEL.CODE:- TRESTROL E.J.  
BRAKE-HAND (SCREW)  
MINIMUM CURVE:- 80FT.

TARE:- 12 TONS 5 CWT.  
BODY:- STEEL.  
FIXED TRESTLES.



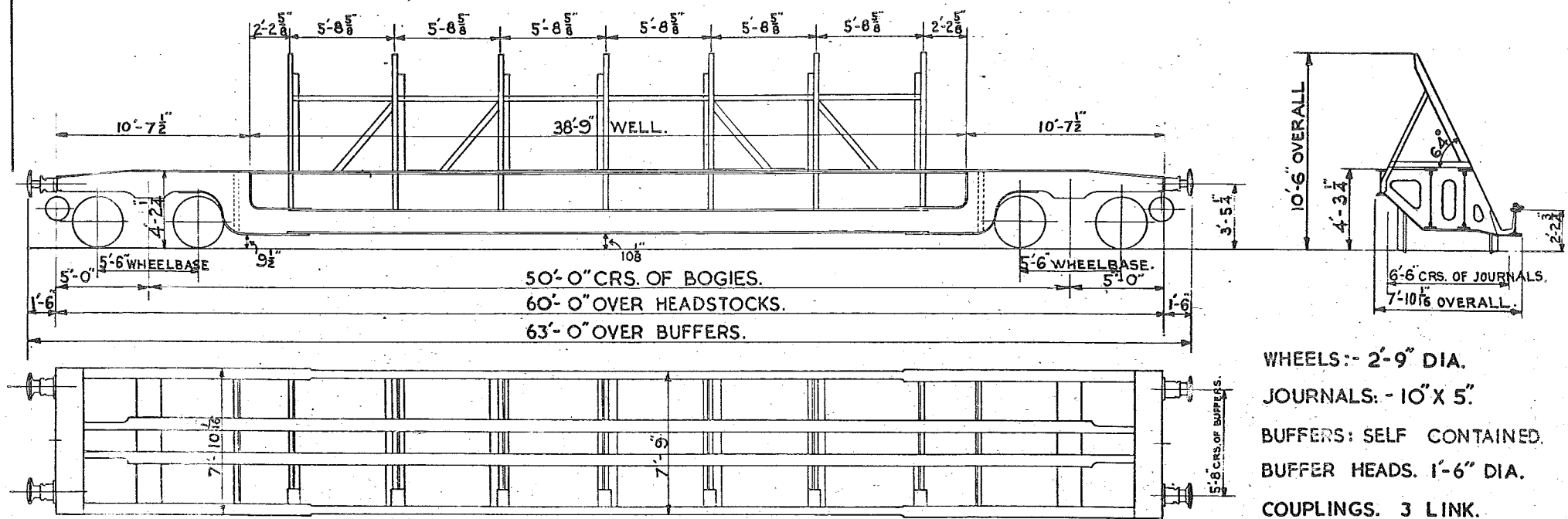
VEHICLES	LOT Nº	DRG. Nº
2	2576	DN. 20290

Nº 901700 - 901701

# 30 TON TRESTLE TROLLEY WAGON.

684

## LETTERED TRESTOL E N.



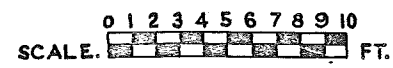
WHEELS:- 2'-9" DIA.  
JOURNALS:- 10" X 5".  
BUFFERS: SELF CONTAINED.  
BUFFER HEADS. 1'-6" DIA.  
COUPLINGS. 3 LINK.

TEL CODE:- TRESTOL E N.  
BRAKE:- HAND (SCREW)  
MINIMUM CURVE:- 70 FT.

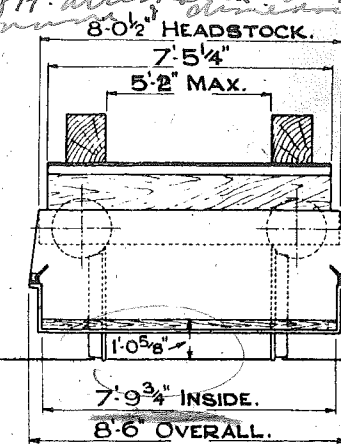
FIXED TRESTLES.  
TARE:- 26 TONS. 1 CWT. 2 Q.  
BODY:- STEEL.

LOAD NOT TO EXCEED 24 TONS EVENLY DISTRIBUTED  
OVER CENTRAL 25'-0" OF WAGON.  
18 TONS CENTRALLY LOADED.  
LOAD NOT TO EXCEED 2 1/4 TONS PER FOOT WIDTH  
OF PLATE OR PLATES.

THIS WAGON WILL CARRY RECTANGULAR PLATES.	40'-0" X 13'-2 3/8" ON N.E. AREA.
" " " " " "	40'-0" X 13'-1 3/8" ON G.N. AREA.
" " " " " "	40'-0" X 12'-10 5/8" ON G.E. AREA.
" " " " " "	40'-0" X 13'-1 1/8" ON G.C. AREA.
" " " " " "	40'-0" X 12'-9 7/8" ON N.B. AREA.
" " " " " "	40'-0" X 12'-11 7/8" ON G.N.S. AREA.



See L.A.S. Page 730  
GFA. alternative. ~~same~~  
~~name~~ 8-02<sup>3</sup> HEADSTOCK.



2'-8½" DIA. WHEELS.  
9"x4¼" JOURNALS.  
1'-6" DIA. BUFFERS.

LOT 2029, QTY. 10, NUMBERS -

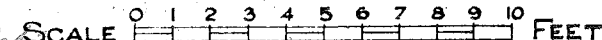
B900800, B900801, B900802, B900803, B900804,

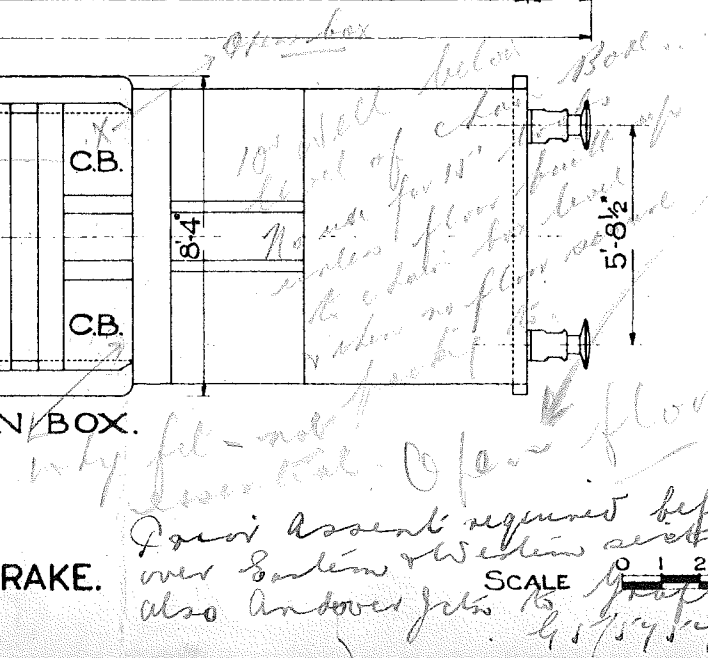
B900805, B900806, B900807, B900808, B900809.

900812

Prohibited: - Andover jctn to Keenbridge jctn  
Lyngmington jctn to Lyngmington  
hole: to Lyngmington jctn

Previous assent over rest of bk En/56788 22/9/64





Permit Assent required before working  
 over Eastern & Western sections of S.R.  
 also Anderson job to Graham  
 SCALE 0 1 2 3 4 5 6 7 8 9  
 48754540 16/8/03

QTY. 5  
LOT 2360  
No. B901006 TO  
B901010 INC

C.B. = CHAIN BOX

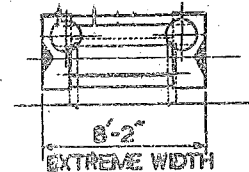
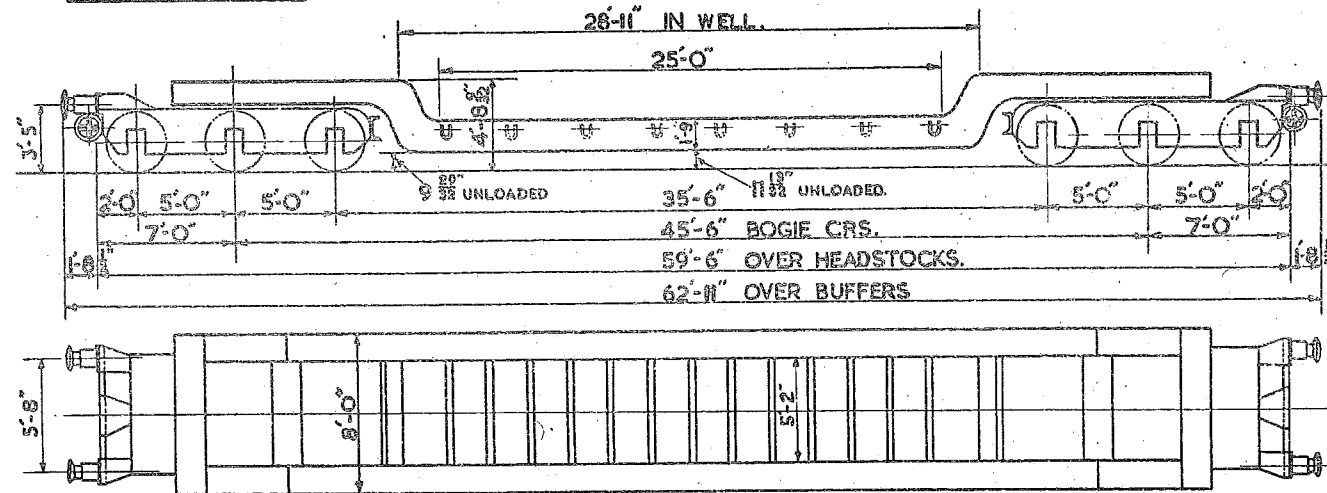
A circular ink stamp from the British Railway L.M.R. Derby Drawing Office. The text "BRITISH RAILWAY" is curved along the top inner edge, "L.M.R." is in the center, "17 JUL 1952" is below it, "DERBY" is below that, and "DRAWING OFFICE" is curved along the bottom inner edge. The stamp is partially overlapping the bottom of the drawing area.

Original diagrams courtesy of Clive Mortimore. This PDF copy by J.D. Faulkner, 2010  
(visit <http://www.barrowmoremrq.co.uk>)

LOT NO.	QTY	VEH NO.
3074	2	8 801150 8 801151

# 50 TON WELTROL E.P.

738



WHEELS: 3'-0" DIA.  
JOURNALS: 10x5 1/2  
BUFFER: SELF CONTAINED.  
BUFFER HEADS 1'-6" DIA.  
COUPLINGS: SCREW.  
WESTINGHOUSE THROUGH PIPE.

HEIGHT FROM RAIL TO TOP OF CROSSBARS — 1'-5 3/8"

TARE WITH BEAMS:- 39 TONS 2 CWT. 3 QR.  
TARE WITHOUT BEAMS:- 35 TONS 14 CWT. 3 QR.  
MIN CURVE:- 70 FT.  
BRAKE:- SCREW HAND.

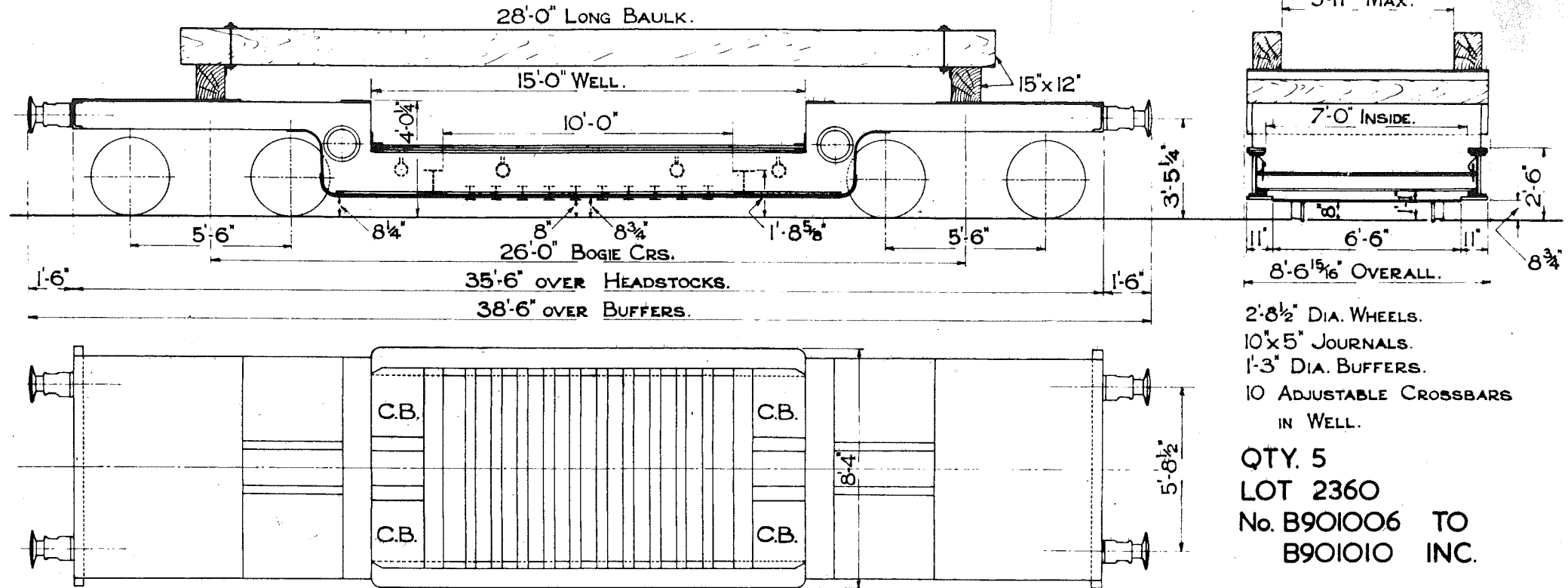
THERE ARE CROSS AND LONGITUDINAL BEAMS FOR THIS WAGON AND WHEN REQUIRED SHOULD BE REQUISITIONED ALONG WITH THE WAGON. IT HAS ADJUSTABLE AND REMOVABLE WELL CROSSBARS EACH CAPABLE OF CARRYING A DISTRIBUTED LOAD OF 3.85 TONS.

SCALE 0 1 2 3 4 5 6 7 8 9 10 FEET



# 40 TON BOGIE WELL TROLLEY. LETTERED - WELTROL MV.

731



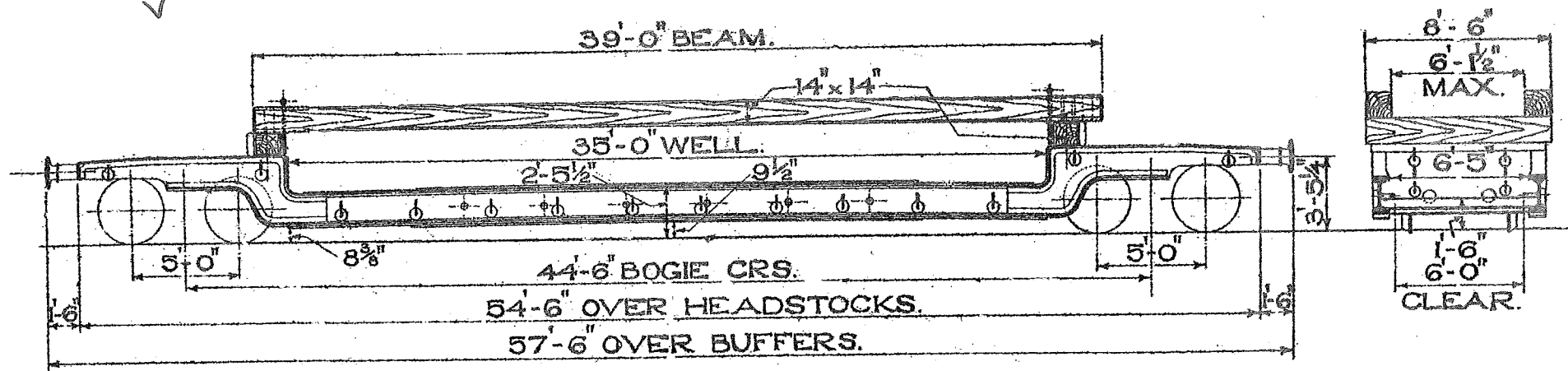
TEL. CODE -WELTROL MV.  
TARE 21 TONS 18 CWTs WITH BAULKs.  
20 TONS 18 CWTs WITHOUT BAULKs.  
MINIMUM CURVE 1 CHAIN. SCREW HAND BRAKE.

*Do not use before working to sustain  
or Weslin sections of R also handover Jctn.  
to Grafton. 20/1/75/76. 16/8/87.*

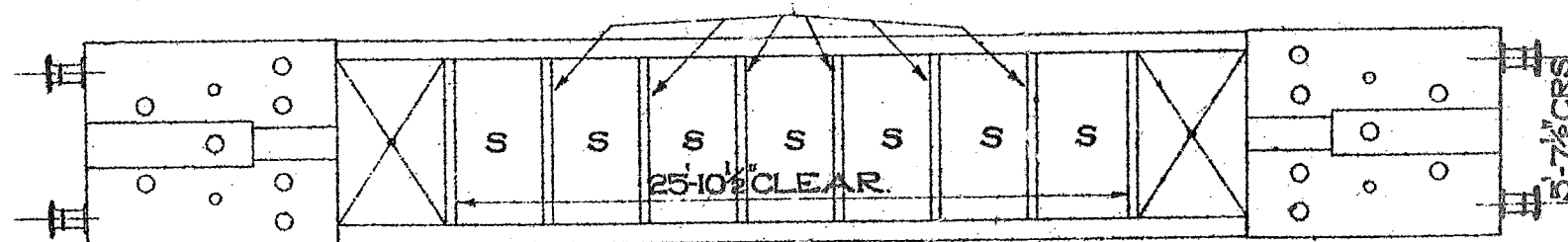
SCALE 0 1 2 3 4 5 6 7 8 9 10 FEET.

✓  
30 TON BOGIE WELL TROLLEY.  
LETTERED-WELTROL E.C.

732



S - SPACE OPEN TO RAIL. ADJUSTABLE CROSSBANDS.



TEL. CODE-WELTROL E.C.

TARE-22 TONS 7 CWT. WITH BAULKES.

19 TONS 13 CWT. WITHOUT BAULKES.

MINIMUM CURVE-1 1/2" CHAINS

SCREW HAND BRAKE.

BINDING CHAINS-NIL.

LOT 2357.

QTY.-1.

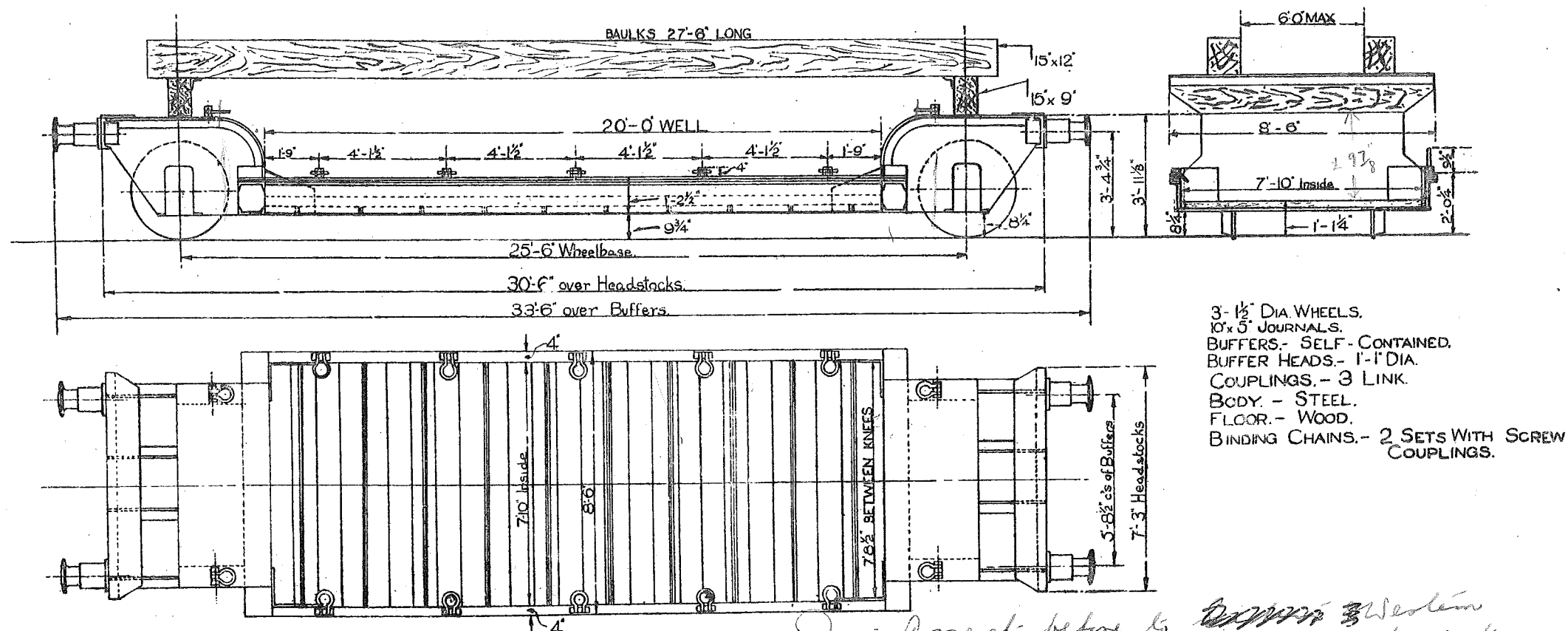
NUMBER-900760.

3'-1 1/2" DIA. WHEELS.  
1'-6" DIA. BUFFERS.  
10x5 1/2" JOURNALS.

LOT NO.	QTY	NUMBERS
2356	10	B900700 TO B900709

# 20 TON FOUR WHEELED TROLLEY LETTERED WELTROL M.A.

733.



TEL CODE WELTROL M.A.  
TARE: 14 TONS. 0 CWTs. WITH BAULKS.  
12 TONS. 15 CWTs. WITHOUT BAULKS.  
BRAKE — HAND LEVER.  
MINIMUM CURVE - 2 CHAINS.

*Join Assent before to Barrow 3 Western  
action of the other handover for the  
grafting to 157570 16/4/11 79/6/17*

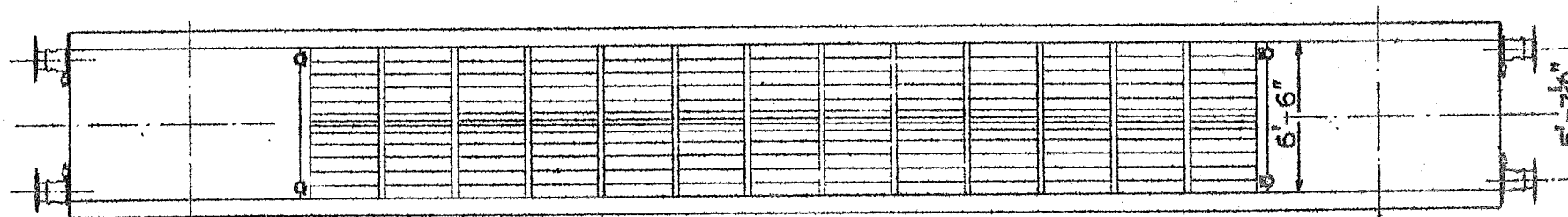
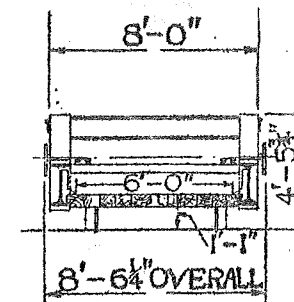
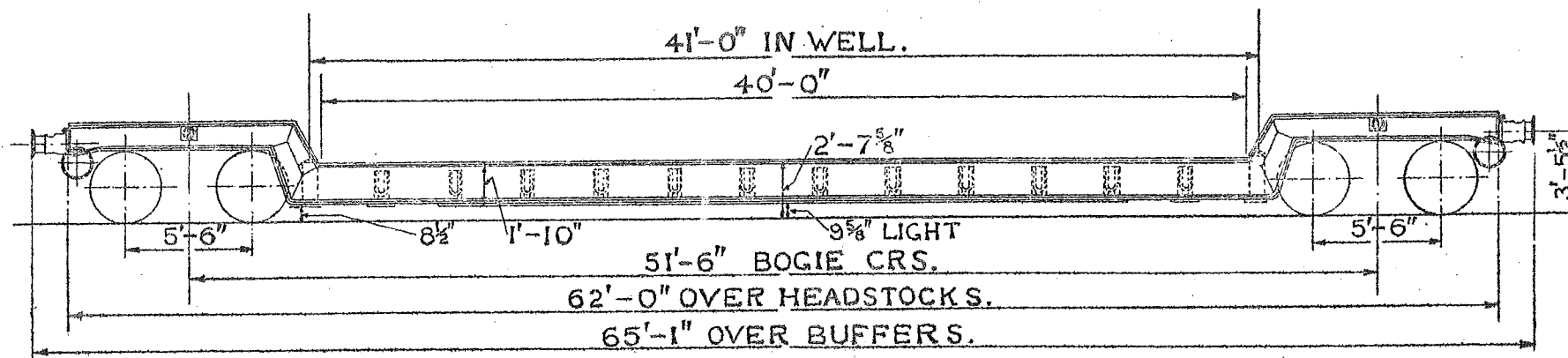
# 35 TON WELL TROLLEY.

B.R.

734.

LETTERED WELTROL W.W.

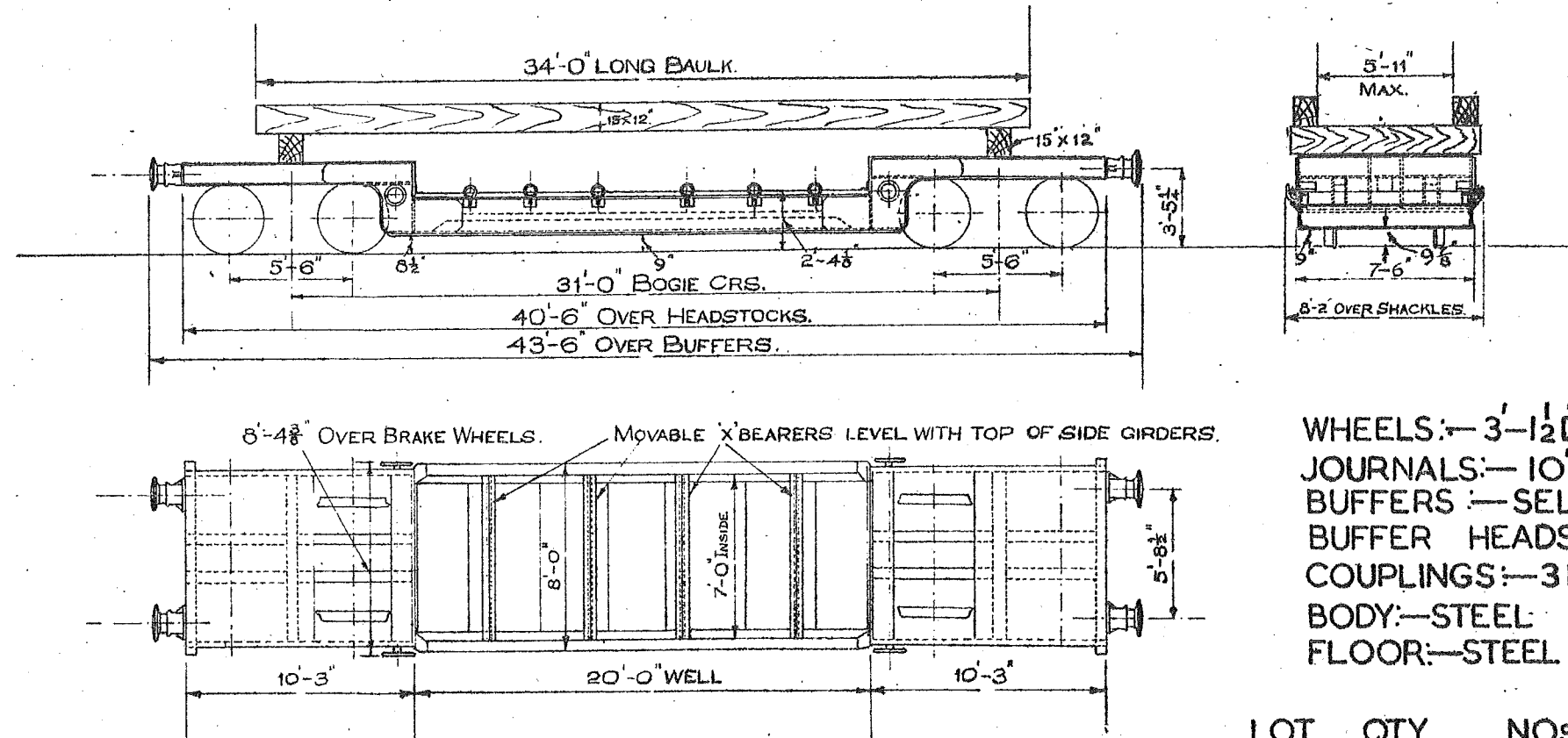
QTY	LOT N°	NUMBERS
2	2494	901100-1
2	2647	901102-3



TEL. CODE WELTROL W.W. TARE. TONS. CWT. DIA. OF WHEELS 3'-1 1/2". JOURNALS - 10"x5".  
 BRAKE-HAND SCREW. MIN. CURVE - 2 CHAINS. BUFFERS SELF CONTAINED. BUFFER HD'S 2'-0"x1'-2".  
 COUPLINGS - 3 LINK. BODY-STEEL. FLOOR - WOOD & STEEL.

25 TON BOGIE WELL TROLLEY  
LETTERED WELTROL WBB.

735



WHEELS:—3'-1 1/2" DIA.  
JOURNALS:—10"x5"  
BUFFERS:—SELF CONTAINED  
BUFFER HEADS:—1'-6" DIA.  
COUPLINGS:—3 LINK  
BODY:—STEEL  
FLOOR:—STEEL

TEL. CODE:— WELTROL. WBB.  
TARE:— WITH BAULK:— 2lt. - 15CWTs.  
" WITHOUT " :— 2Ot. - 7CWTs.  
MIN. CURVE:— 1 CHAIN

BRAKE:—HAND SCREW

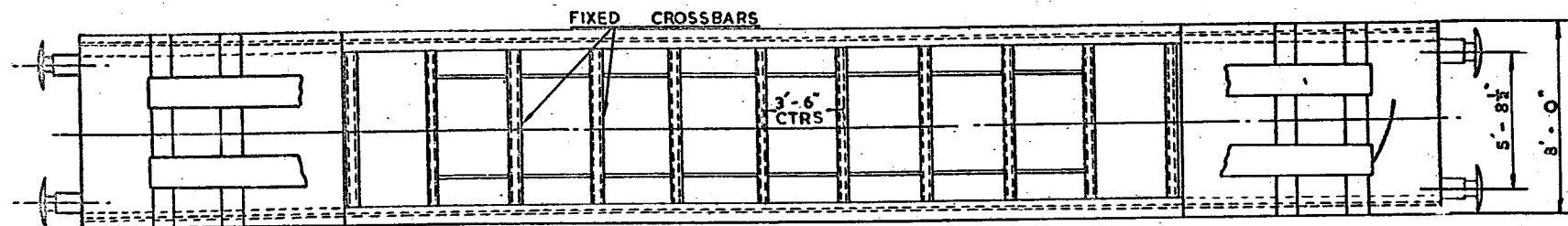
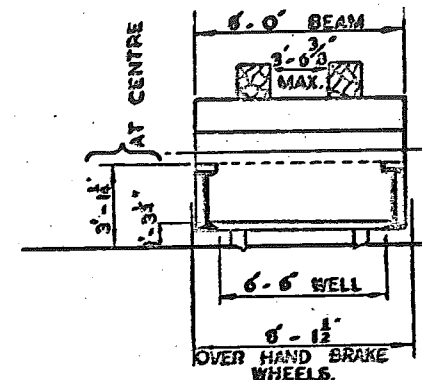
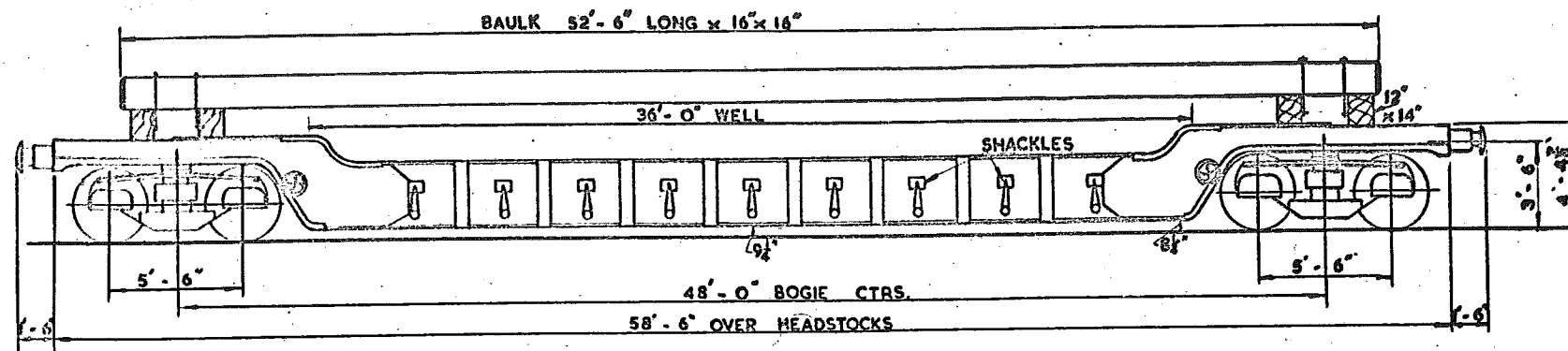
LOT.	QTY.	Nos.
2454	3	900900 TO 900902.
2642	3	900903 TO 900905

# 40 TON WELL TROLLEY WAGON

736

LETTERED WELTROL EB

Page 90



WHEELS:- 3' - 1 1/2" DIA.  
 JOURNALS:- 10" x 6"  
 BUFFER HEADS:- 2' - 0" x 1' - 2" OVAL  
 BUFFERS:- SELF-CONTAINED  
 COUPLINGS:- THREE LINK  
 LOT QTY. No.  
 2581 3 B901011 TO B901013

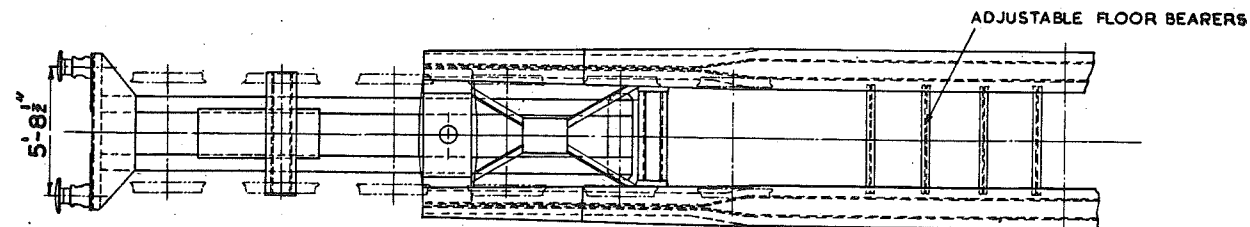
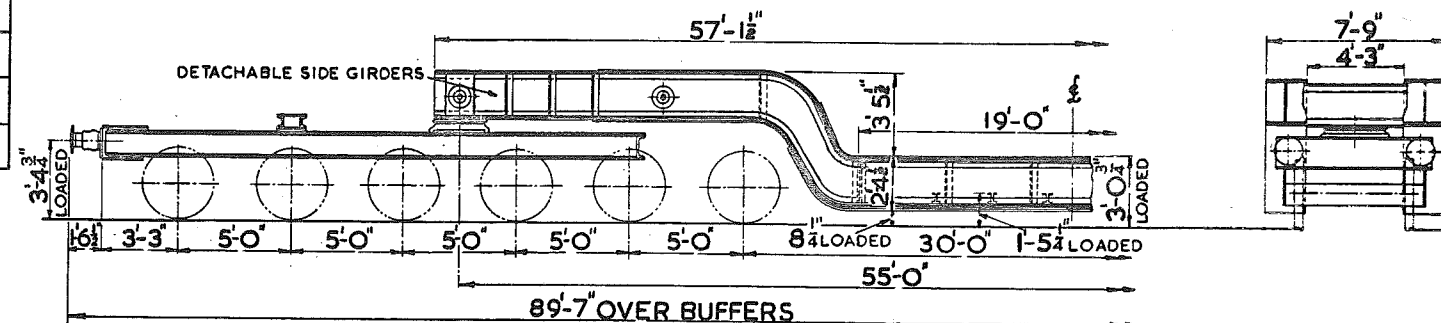
TEL. CODE WELTROL EB. MAXIMUM LOAD 40 TONS

TARE:- WITH BAULK 35T. 4C. SCREW HAND BRAKE  
 WITHOUT BAULK 30T. 7C.

MINIMUM CURVE 1 1/2 CHAINS

SCALE 0 2 4 6 8 10 FEET

LETTERED	LOTNº	QTY.	VEH. Nºº
WELTROL WL	2828	1	B 901260



TEL. CODE:- WELTROL WL  
TARE:- 82 TONS 2 CWTs.  
MIN. CURVE:- 1½ CHAINS  
BRAKE:- HAND LEVER

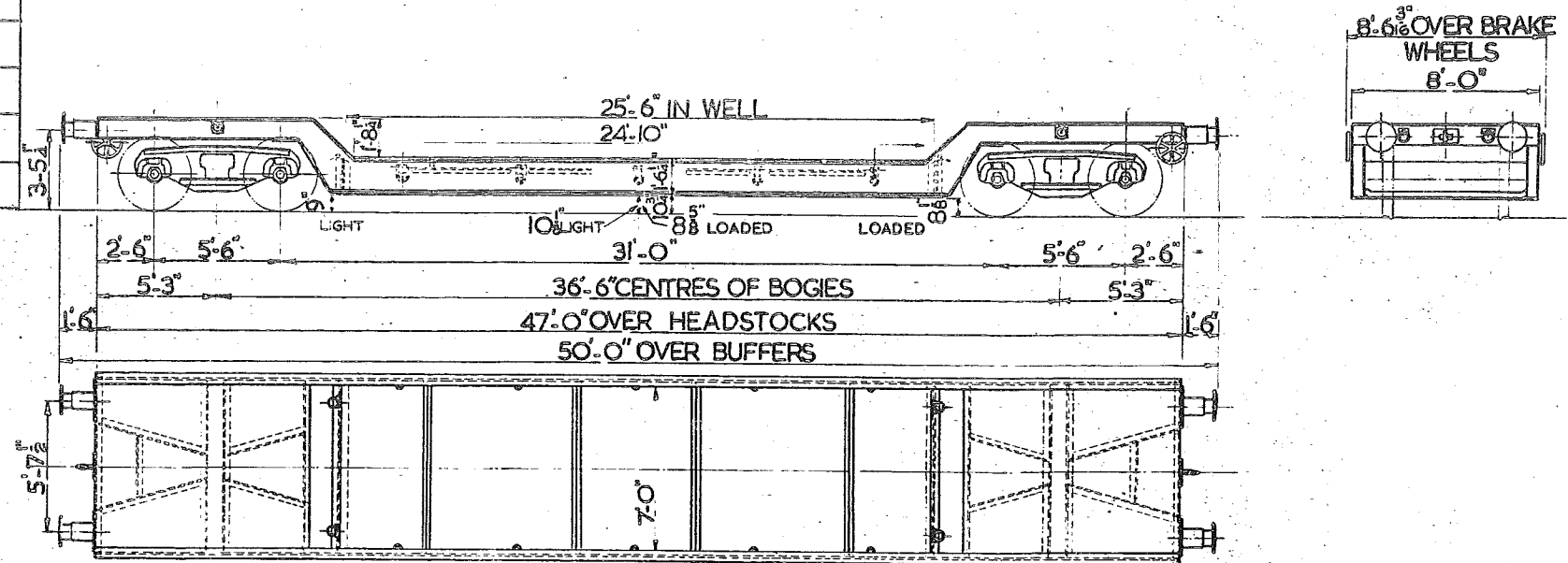
WHEELS:- 3'-1 1/2" DIA.  
JOURNALS:- 10"x6"  
BUFFERS:- SELF CONTAINED  
BUFFER HEADS:- 1'-4" DIA.  
COUPLINGS:- 3 LINK



# 25 TON WELTROL WZ STEEL FLOOR

739

LETTERED	LOT N <sup>o</sup>	QTY.	VEH. N <sup>os</sup>
WELTROL WZ	2977	1	B. 900911



TEL. CODE:- WELTROL WZ  
TARE:- 18 TONS. ICWT.  
MIN. CURVE:- 1 1/2 CHAINS  
BRAKE:- HAND SCREW &  
THROUGH PIPED

WHEELS:- 3'-1 1/2" DIA.  
JOURNALS:- 4 3/8" DIA.  
BUFFERS:- SELF CONTAINED  
BUFFER HEADS:- 1'-4" DIA.  
COUPLINGS:- INSTANTER

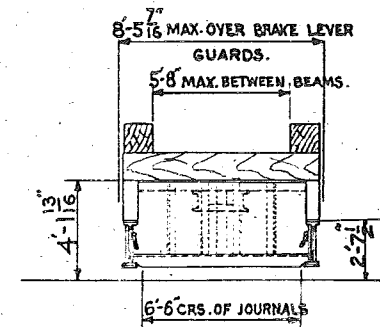
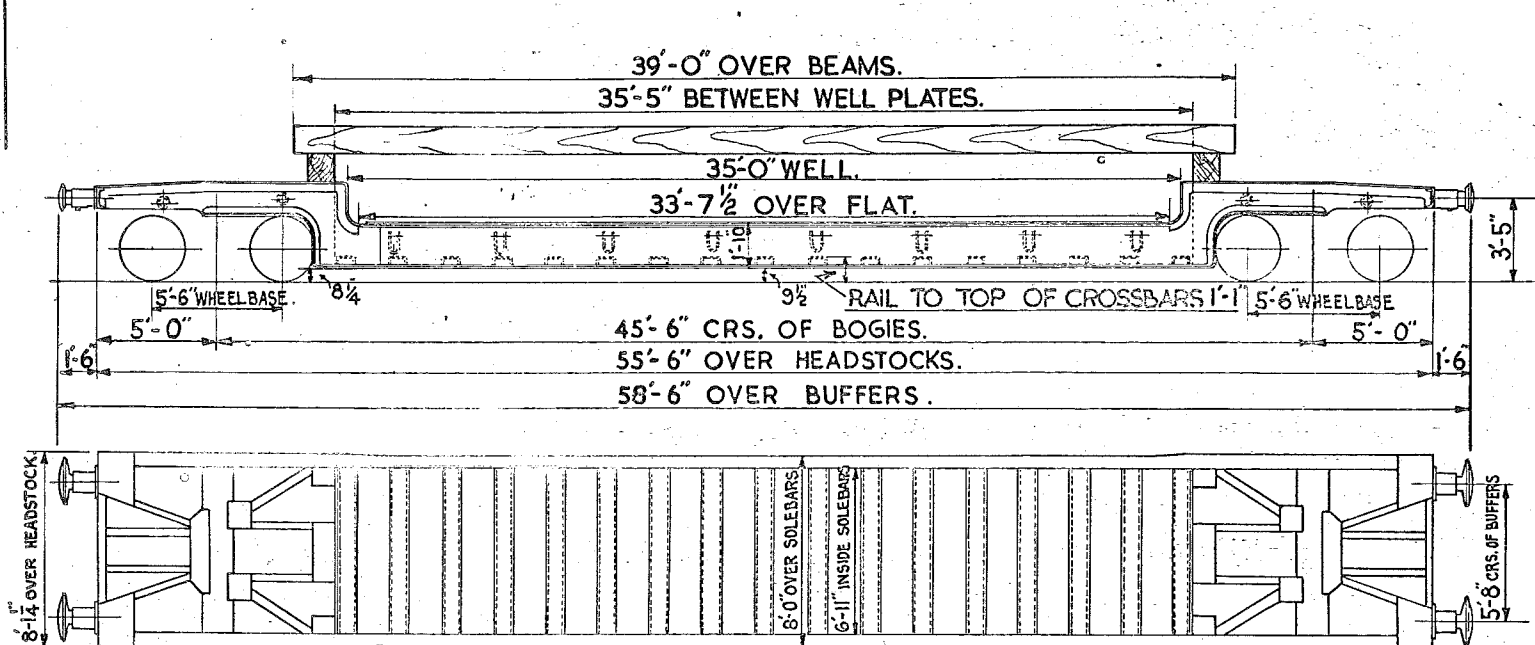


VEHICLES	LOT Nº	DRG. Nº
	3173	27512

Nºs B 900923 & B.900924

# 25 TON TROLLEY WAGON. LETTERED WELTROL E.L.

740



WHEELS:- 2'-8" DIA.  
JOURNALS:- 9" X 4 3/8"  
(ROLLER BEARINGS.)  
BUFFERS:- SELF CONTAINED.  
BUFFER HEADS:- 24" X 14" OVAL  
COUPLINGS:- INSTANTER.

TEL. CODE:- WELTROL. 'E.L.'  
BRAKE:- HAND (LEVER)  
THROUGH VACUUM PIPE.  
MINIMUM CURVE:- 70 FT.

TARE WITH BEAMS:- 24 TONS. 10 CWT.  
TARE WITHOUT BEAMS:- 21 TONS. 10 CWT.  
BODY:- STEEL.

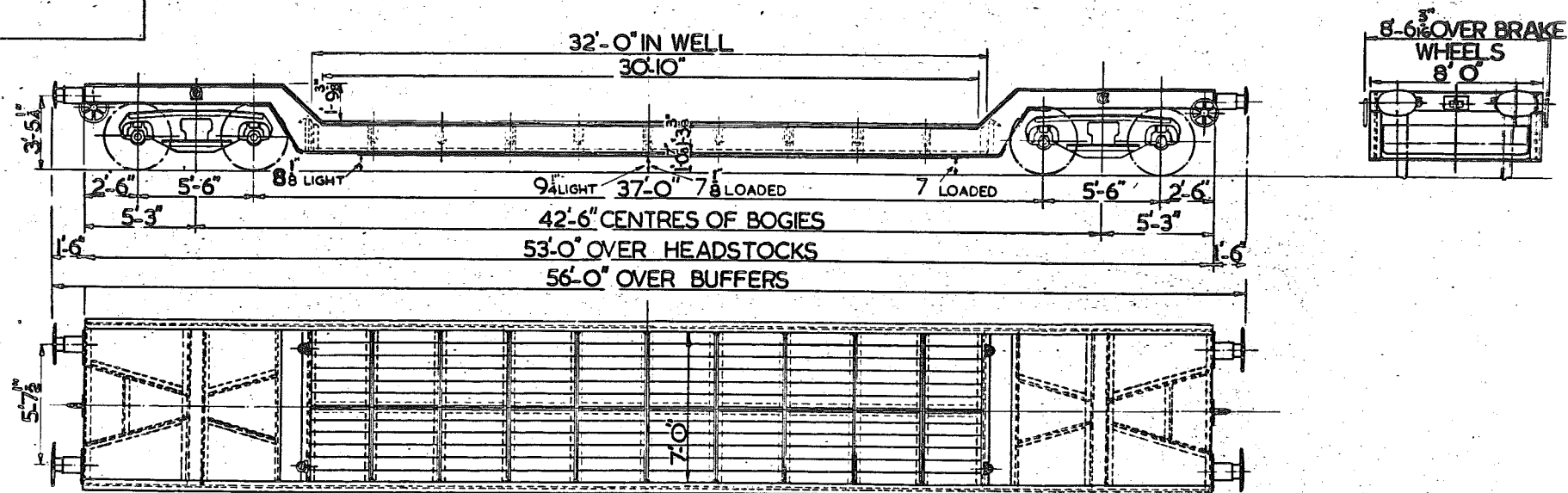
THERE ARE CROSS & LONGITUDINAL BEAMS FOR THIS WAGON & WHEN REQUIRED SHOULD BE REQUISITIONED ALONG WITH THE WAGON. THIS WAGON HAS 17 ADJUSTABLE & REMOVABLE WELL CROSSBARS EACH CAPABLE OF CARRYING A DISTRIBUTED LOAD OF 1 1/2 TONS.

SCALE. 0 1 2 3 4 5 6 7 8 9 10 FEET

LETTERED	LOT N°	QTY.	VEH.NOS.
WELTROL WP	3102	11 ✓	B900912 TO B900922 INCL
WELTROL WP	3192	14	B900925 TO B900938 INCL

## 25 TON WELTROL WP WOOD FLOOR

741



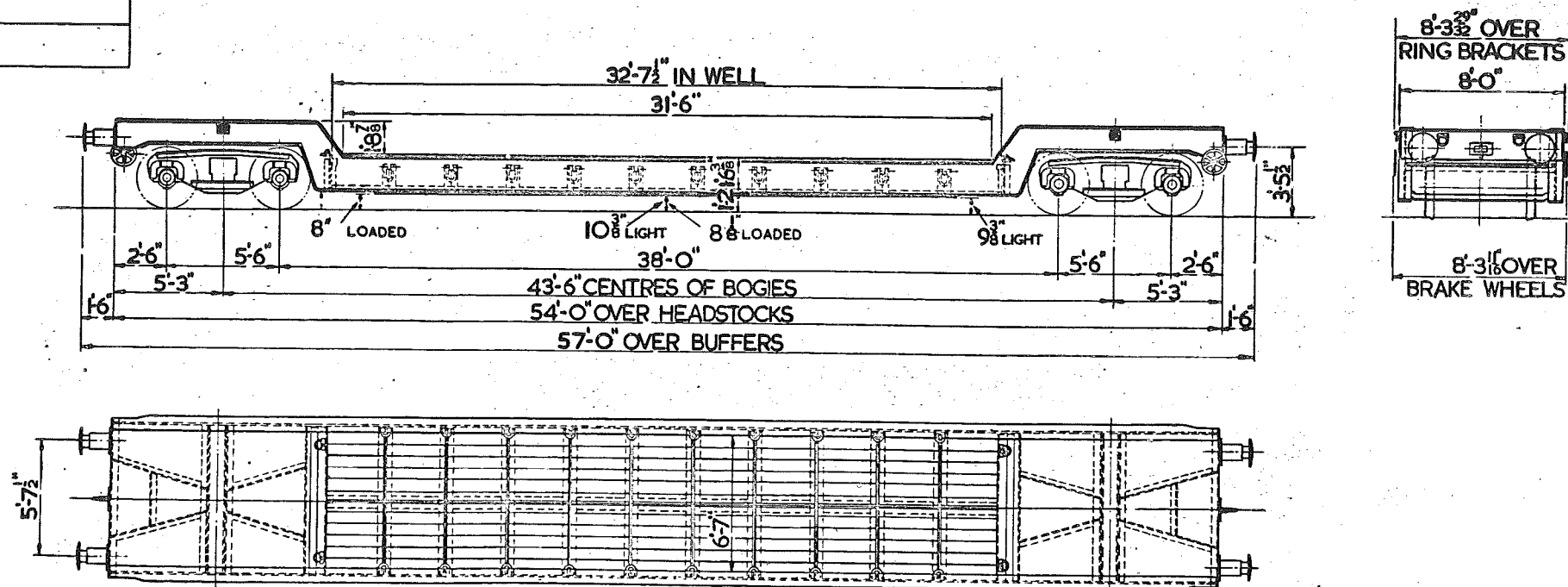
TEL.CODE:- WELTROL WP  
TARE:-  
MIN. CURVE:-  $1\frac{1}{2}$  CHAINS  
BRAKE:- HAND SCREW &  
THROUGH PIPED

WHEELS:-  $3-1\frac{1}{2}$ " DIA.  
JOURNALS:-  $4\frac{3}{8}$ " DIA.  
BUFFERS:- SELF CONTAINED  
BUFFER HEADS:-  $24 \times 14$ " OVAL  
COUPLINGS:- INSTANTER.

LETTERED	LOT N <sup>o</sup>	QTY.	VEH. N <sup>os</sup>
WELTROL WJ	3213	1	B901152

## 50 TON WELTROL W.J.

742



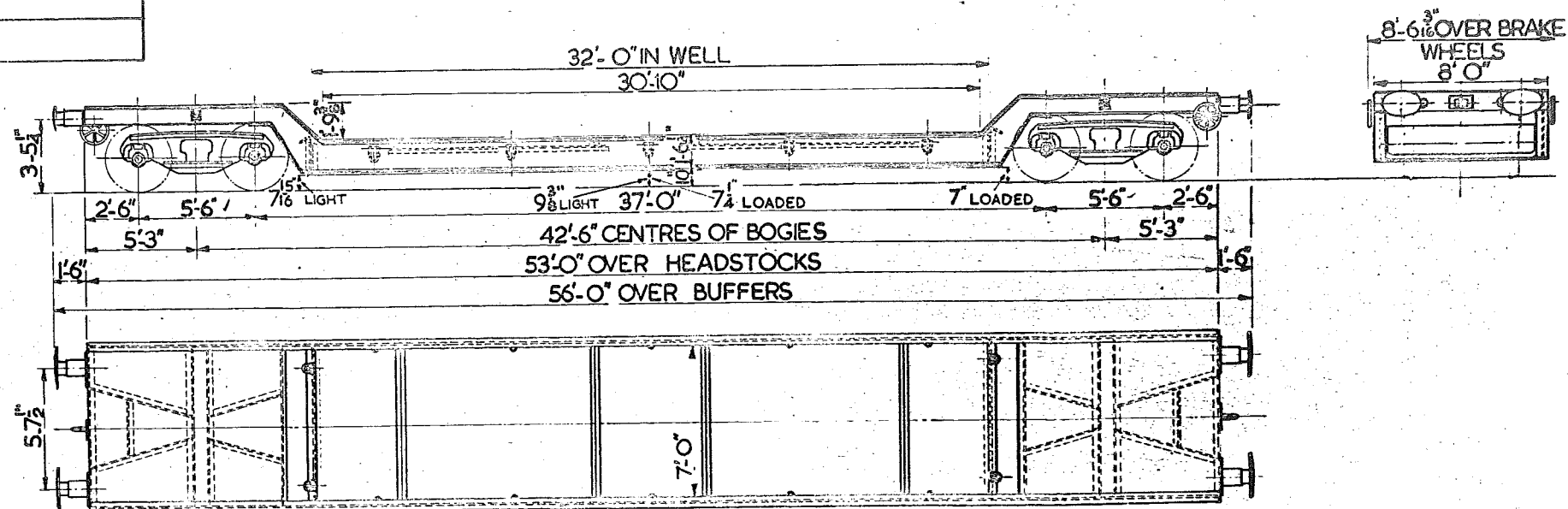
TEL. CODE :- WELTROL W.J.  
TARE :-  
MIN. CURVE :- 1 1/2 CHAINS  
BRAKE :- HAND SCREW  
(VAC PIPED)

WHEELS :- 3'-1 1/2 DIA.  
JOURNALS :- 5 1/2 DIA.  
BUFFERS :- SELF CONTAINED  
BUFFER HEADS :- 1'-4" DIA.  
COUPLINGS :- INSTANTER

LETTERED	LOT N <sup>o</sup>	QTY	VEH. NO <sup>s</sup>
WELTROL WP	2879	2	B 900906 & B 900907

## 25 TON WELTROL WP STEEL FLOOR

743



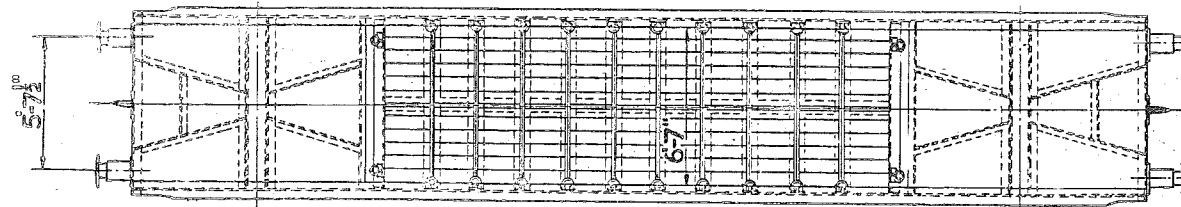
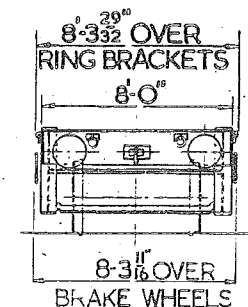
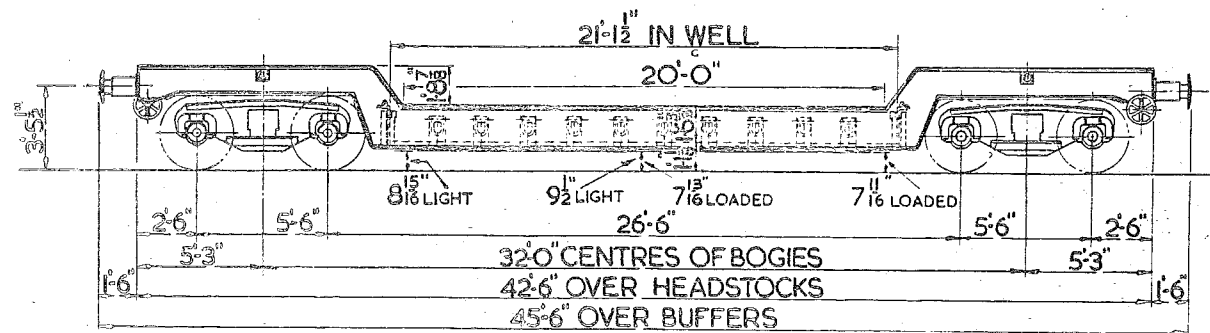
TEL. CODE:- WELTROL WP  
TARE :-  
MIN. CURVE:- 1 1/2 CHAINS  
BRAKE:- HAND SCREW &  
THROUGH PIPED

WHEELS:- 3'-1 1/2" DIA.  
JOURNALS:- 4 3/8" DIA.  
BUFFERS:- SELF CONTAINED  
BUFFER HEADS:- 24"x14" OVAL  
COUPLINGS:- INSTANTER.

LETTERED	LOT N <sup>o</sup>	QTY.	VEH. N <sup>os</sup>
WELTROL W.H.	3214	2	B901225 & B901226

## 65 TON WELTROL W.H.

744



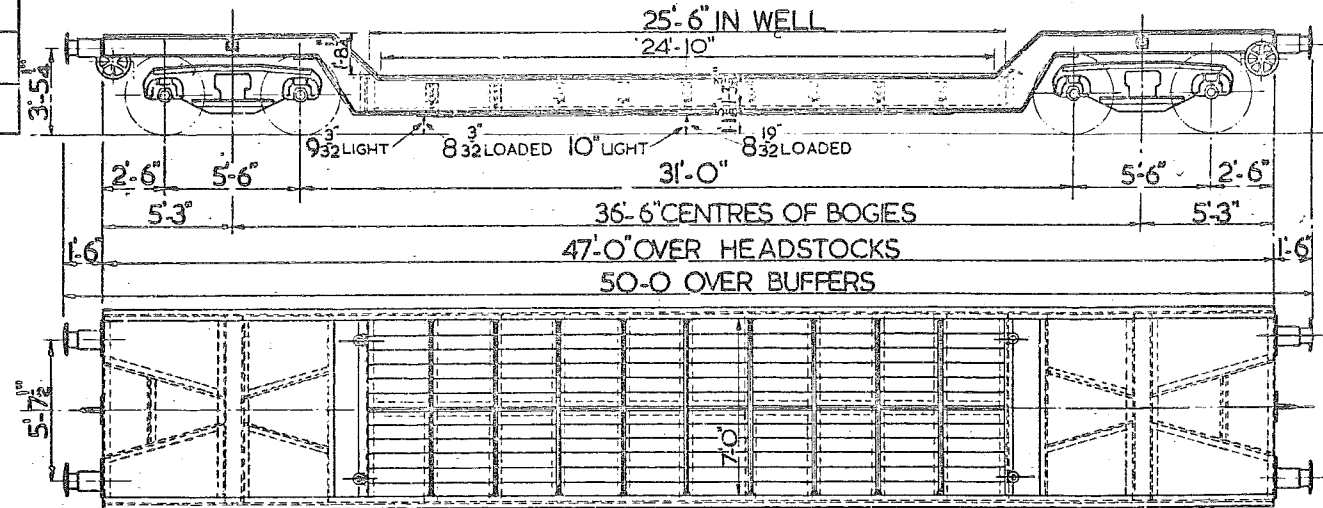
TEL CODE:—WELTROL W.H.  
TARE:—  
MIN CURVE:— 1 1/2 CHAINS  
BRAKE:—HAND SCREW  
(VAC PIPED)

WHEELS:—3'-1 1/2" DIA.  
JOURNALS:— 5 1/2" DIA.  
BUFFERS:— SELF CONTAINED  
BUFFER HEADS:— 1'-4" DIA.  
COUPLINGS:— INSTANTER

# 25 TON WELTROL WZ WOOD FLOOR

745

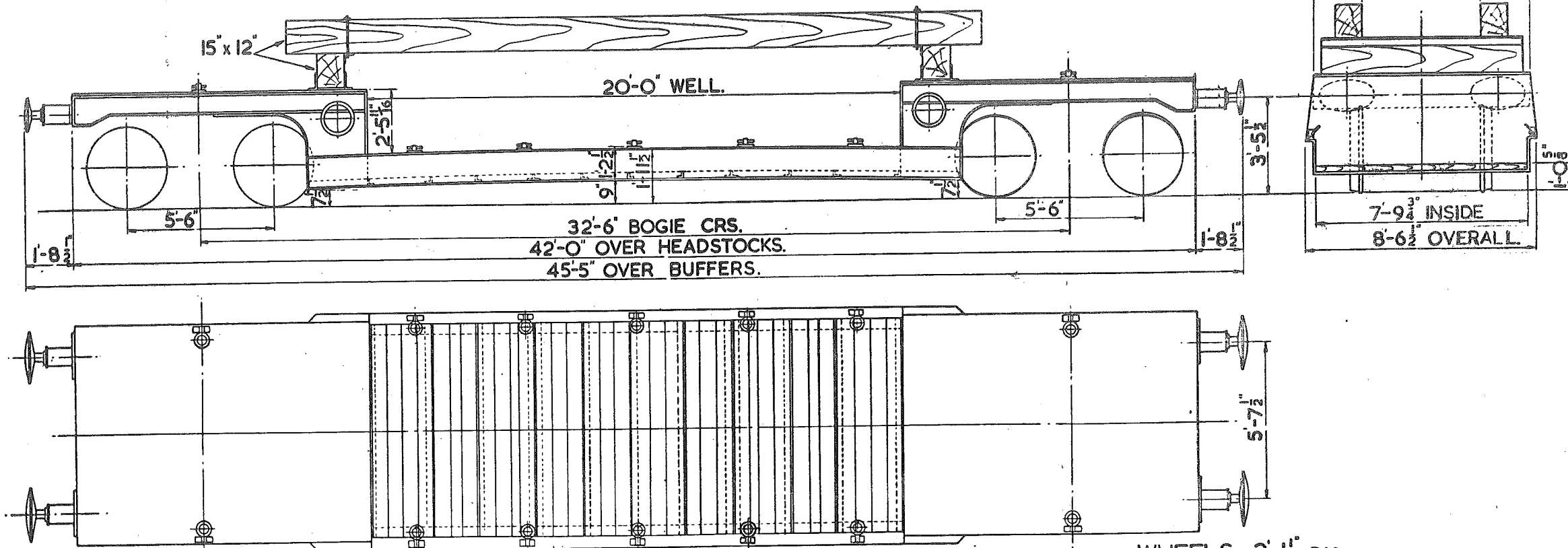
LETTERED	LOT N <sup>o</sup>	QTY.	VEH. N <sup>os</sup> .
WELTROL WZ	2880	3	B900908 TO B900910 INCL.



TEL. CODE:- WELTROL WZ  
TARE:- 17 TONS. 10 CWTs.  
MIN. CURVE:- 1/2 CHAINS  
BRAKE:- HAND SCREW & THROUGH PIPED

WHEELS:- 3'-1 1/2" DIA.  
JOURNALS:- 4 3/8" DIA.  
BUFFERS:- SELF CONTAINED  
BUFFER HEADS:- 1'-4" DIA.  
COUPLINGS:- INSTANTER

## 20 TON BOGIE WELL TROLLEY. LETTERED-WELTROL MC.



TEL CODE - WELTROL MC.

LOT 3272 QTY. 2 Nos. B 900810, 900811.

LOT 3301 QTY. 2 Nos. B 900812, 900813.

TARE -20T. 15 CWTs. WITH BAULKS.

TARE -19 T. 12 CWTs. WITHOUT BAULKS.

2 SETS OF BINDING CHAINS WITH SCREW COUPLINGS.  
WOOD FLOOR.

MINIMUM CURVE 1 CHAIN.

SCREW HAND BRAKE &amp; THROUGH VACUUM PIPE.

WHEELS - 3'-1 1/2" DIA.

JOURNALS - 4'-3/8" DIA. ROLLER BEARINGS

BUFFERS - HYDRAULIC.

BUFFER HEADS - 2'-0" x 1'-2" OVAL.

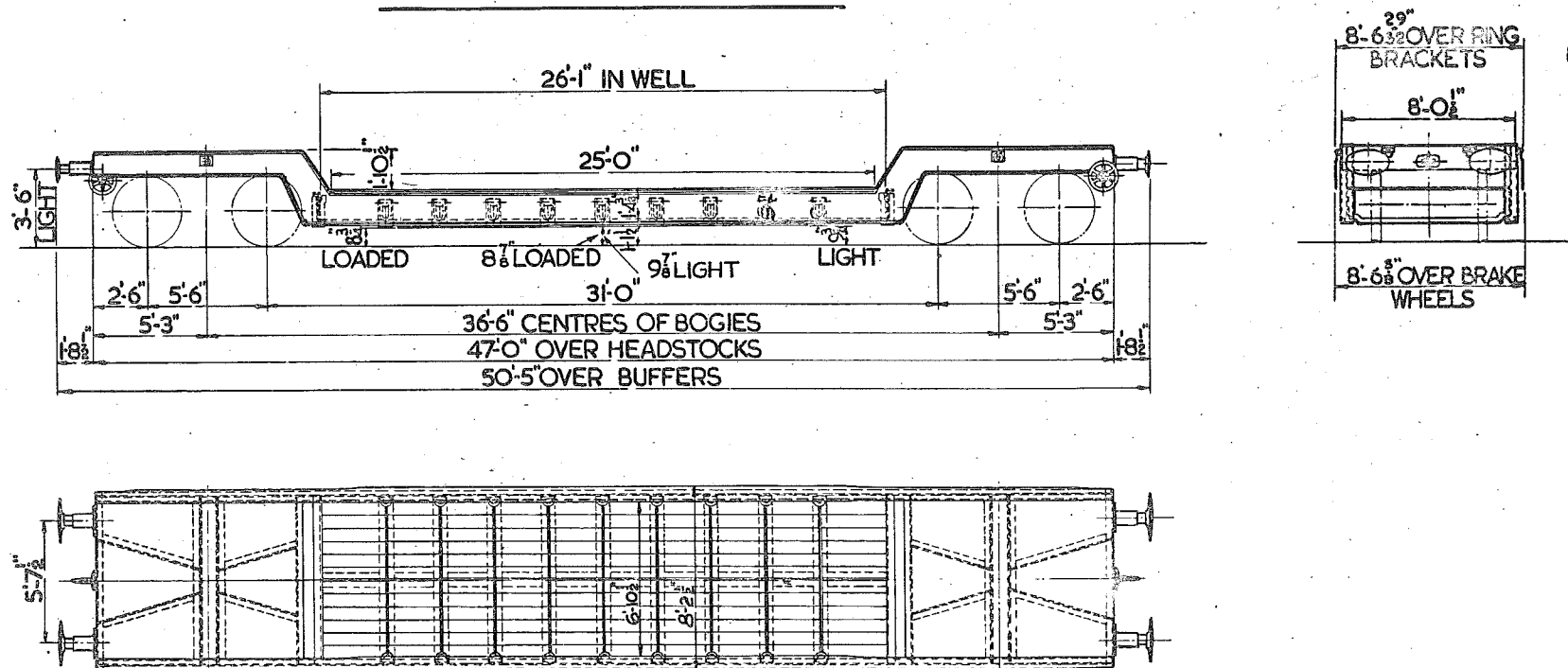
COUPLINGS - INSTANTER.





LETTERED	LOT NO	QTY	VEH NOS.
WELTROL WGG	3193	4	B901014 TO B 901017
WELTROL MV	3194	4	B901018 TO B 901021

## 40 TON WELTROL



TEL CODE:- WELTROL (WGG & MV)  
TARE:- 20 TONS 16 CWTs.  
MIN. CURVE:- 1 1/2 CHAINS.  
BRAKE:- HAND SCREW  
(VAC PIPED)

WHEELS:- 3'-1 1/2" DIA.  
JOURNALS :- 4 7/8" DIA.  
BUFFERS:- HYDRAULIC  
BUFFER HEADS:- 2'-0" x 1'-2" OVAL  
COUPLINGS:- INSTANTER

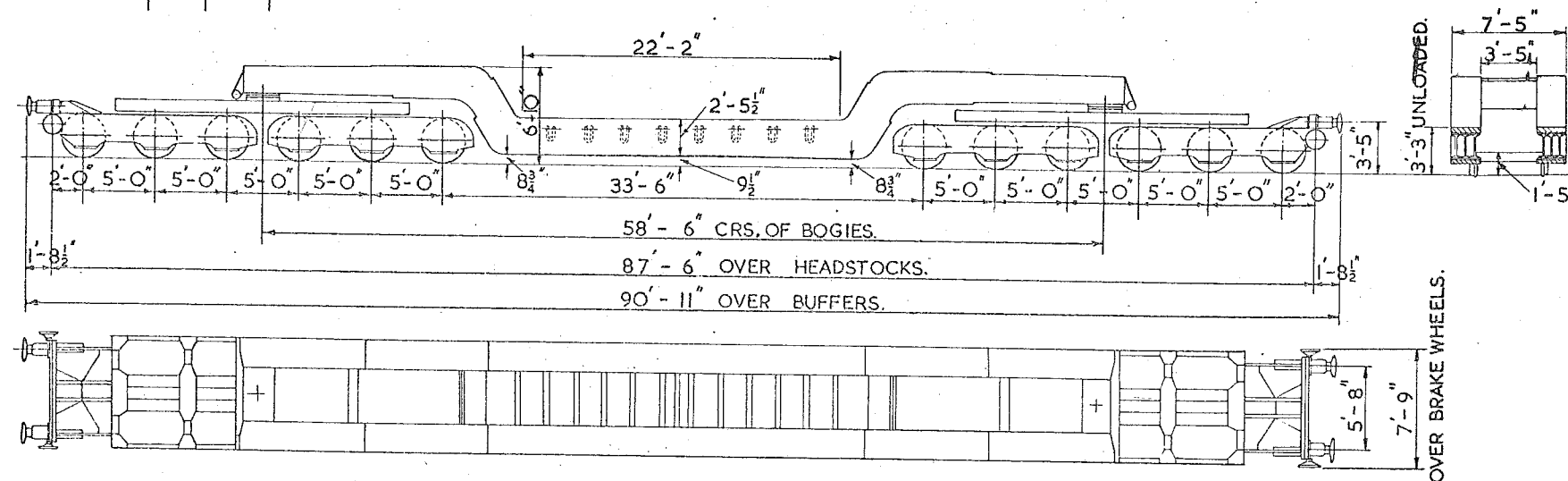
# 120 TON TROLLEY WAGON.

LETTERED WELTROL E.N.N.

749

LOT Nº	DRG. Nº
3316	DN 28249

Nº B.901261.



TEL. CODE:- WELTROL. E.N.N.  
TARE:- 87 TONS.  
MIN. CURVE:- 70 FT.  
BRAKE:- SCREW HAND.

WHEELS 3'-0" DIA.  
JOURNALS 10" x 5 1/2"  
BUFFERS:- SELF CONTAINED.  
BUFFER HEADS 1'-6" DIA.  
COUPLINGS:- SCREW.

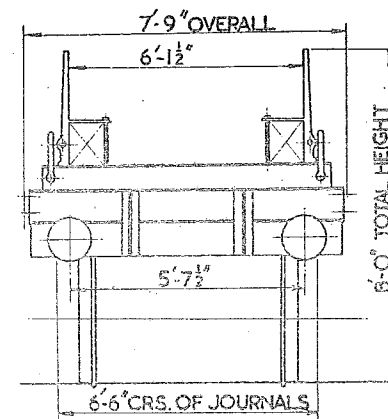
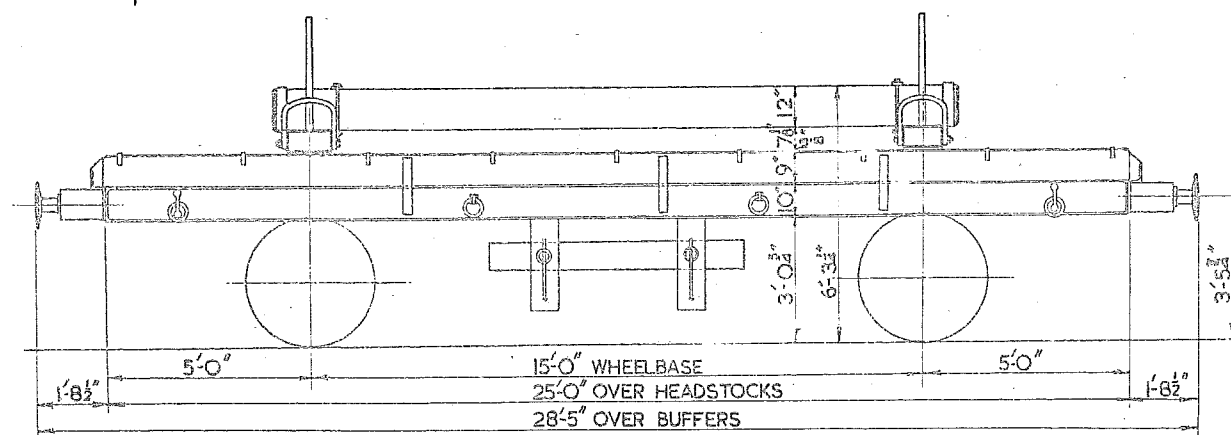
THIS WAGON HAS 13 ADJUSTABLE & REMOVABLE  
WELL CROSSBARS EACH CAPABLE OF  
CARRYING A DISTRIBUTED LOAD OF  
9 1/4 TONS.

012345678910  
SCALE FEET.

LOT N <sup>o</sup>	DRG. N <sup>o</sup>
3251	DN 21806

# 10 TON WHEEL WAGON.

880



TEL CODE : WHEEL EA.  
TARE : 10 TONS  
MIN CURVE : 1 1/2 CHAIN  
BRAKE : A.V.B & HAND BRAKE  
BUFFERS : 1'-8 1/2" PROJECTION 1'-1" DIA. HEADS

COUPLINGS : SCREW  
WHEELS : 3'-1 1/2"  
JOURNALS : 9" X 4 1/2"  
2 FAST BINDING CHAINS WITH SCREW COUPLINGS.  
2 FAST BINDING CHAINS WITHOUT SCREW COUPLINGS.

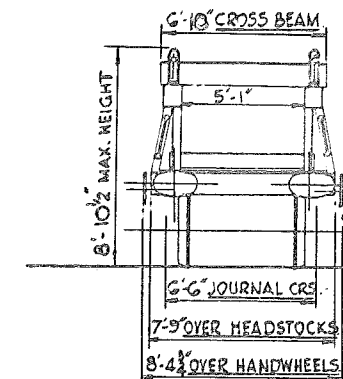
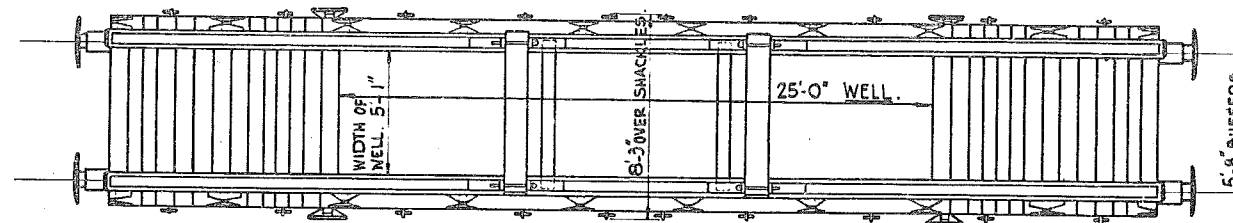
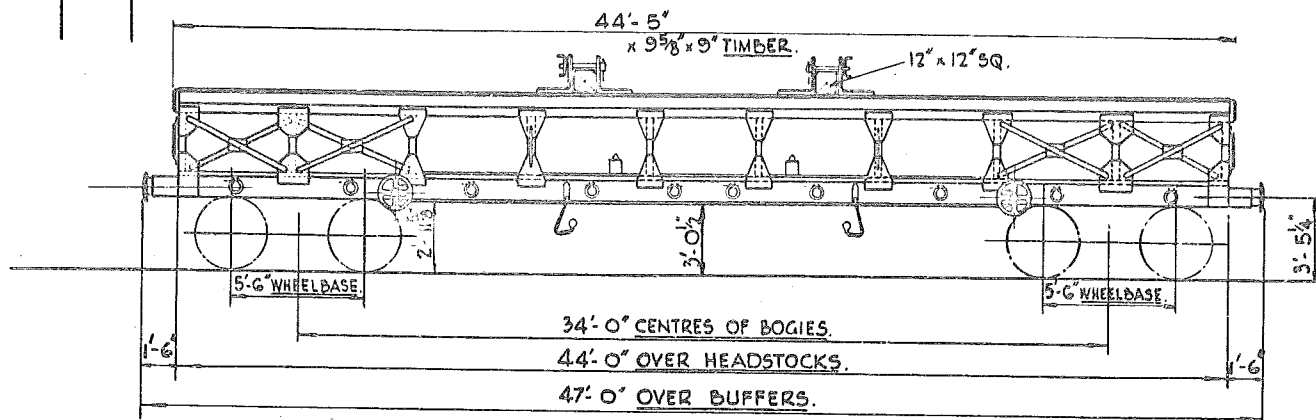
3  
VEHICLES

LOT NO	DRG. NO	NO
3222	27968	B.902700 TO B.902702.

# 20TON WHEEL WAGON.

LETTERED:- WHEEL EL.

881



WHEELS:- 3'-1 1/2" DIA.

JOURNALS:- 4 3/8" DIA.

ROLLER BEARINGS

BUFFERS:- SELF CONTAINED.

BUFFER HEADS:- 24" x 14" OVAL.

COUPLINGS:- INSTANTER.

TEL.CODE:- WHEEL EL.

MINIMUM CURVE:- 1 CHAIN.

THROUGH VACUUM PIPE.

LOOSE BINDING CHAINS.

ADJUSTABLE CROSS BEAMS.

TARE:- 18 TONS 14 CWTs.

SCREW HAND BRAKE.

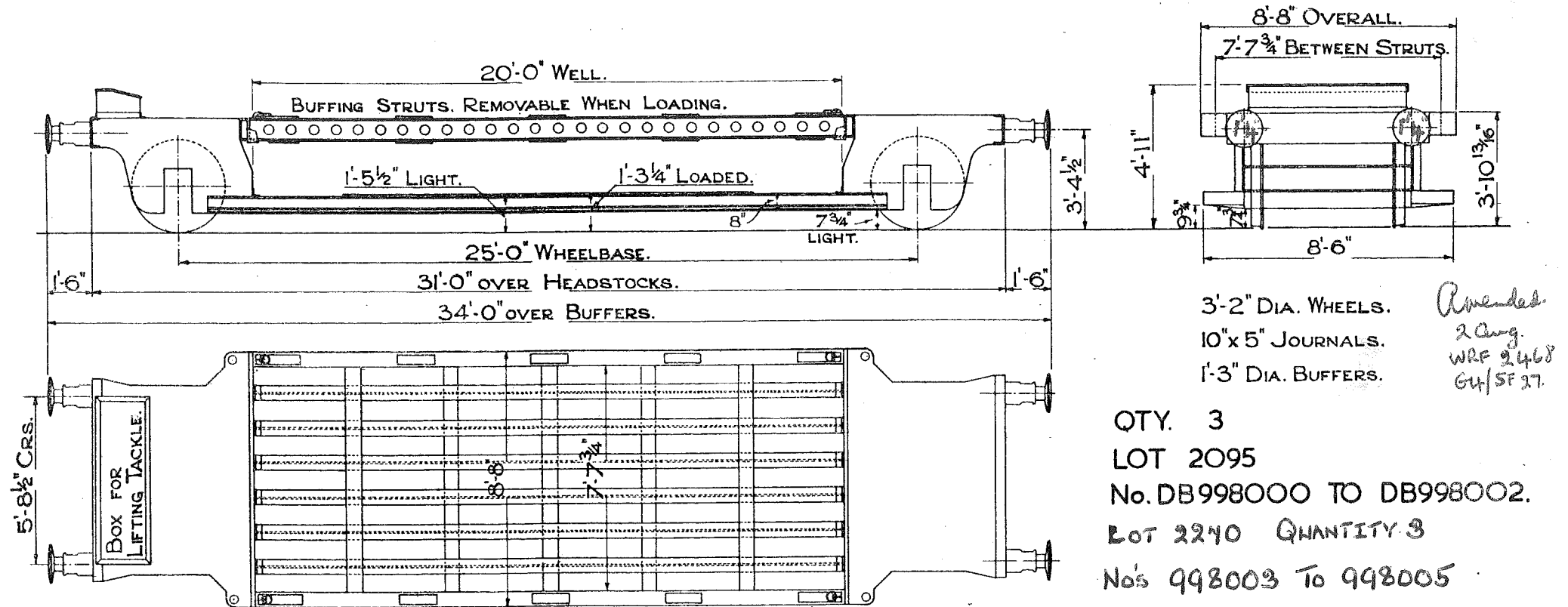
BODY:- STEEL.

BOGIES:- PLATE TYPE.

SCALE 0 1 2 3 4 5 6 7 8 9 10 FEET.

# 20 TON TROLLEY.

900



CODE- ENGINEERING DEPT. "LORIOT."

TARE- 13 TONS 11 CWTs.

MINIMUM CURVE 2 CHAINS.

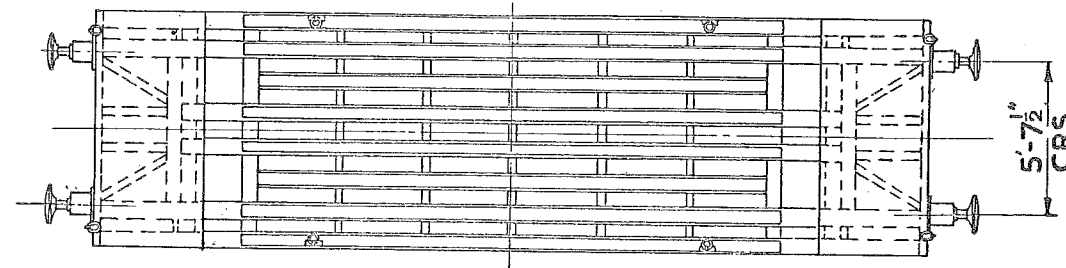
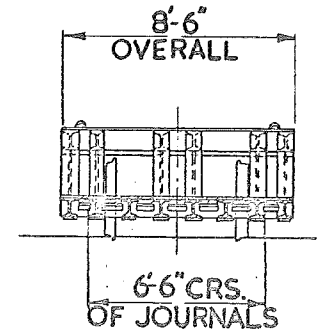
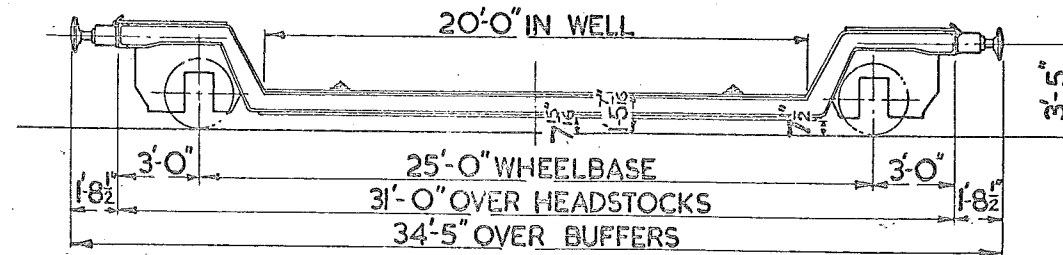
WOOD & METAL FLOOR.

SCALE 0 2 4 6 8 10 FEET.

# 20 TON TROLLEY

901

LETTERED	TEL-CODE	LOT No	QTY.	VEH No.
FLATROLWW	FLATROLWW	3199	3	B900044 TO B900046
LORIOT	LORIOT	3201	2	DB998013 AND DB998014



TARE:- 14 TONS 8CWTS.  
BRAKE:- HAND LEVER & THROUGH PIPE.  
MIN. CURVE:- 2 CHAINS  
FLOOR:- WOOD & STEEL

WHEELS:- 2'-8" DIA.  
JOURNALS:- 4 7/8" DIA.  
BUFFERS:- DOWTY HYDRAULIC  
BUFFER HEADS:- 1'-1" DIA.

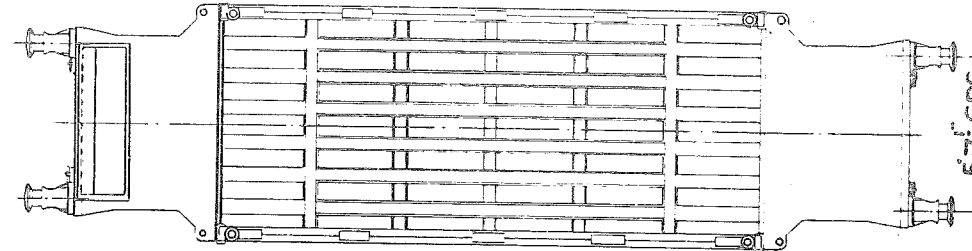
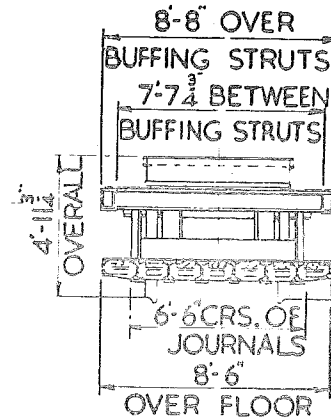
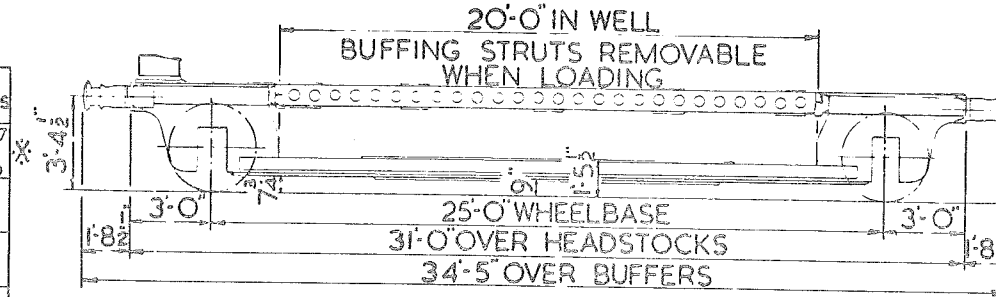
COUPLINGS:- STD. SCREW  
8 BINDING CHAINS WITH SCREW  
COUPLINGS

# 20TON LORIOT

902

LETTERED	TEL-CODE	LOT No.	QTY.	VEHNo's
LORIOT	LORIOT	2980	4	DB998007 TO DB998010
LORIOT	LORIOT	3149	2	DB998011 TO DB998012

\* 10"x5" JOURNALS



TARE: 13 TONS 17CWTs.

BRAKE. HAND LEVER & THROUGH PIPE

MIN. CURVE. 2 CHAINS.

WOOD FLOOR

WHEELS. 3'-1 1/2" DIA. BUFFERS. SELF CONTAINED.

BUFFER HEADS. 1'-4" DIA.

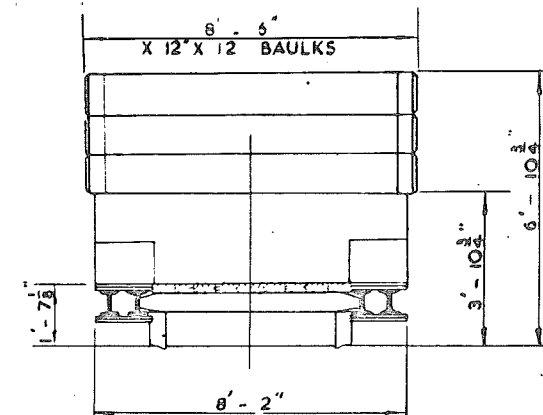
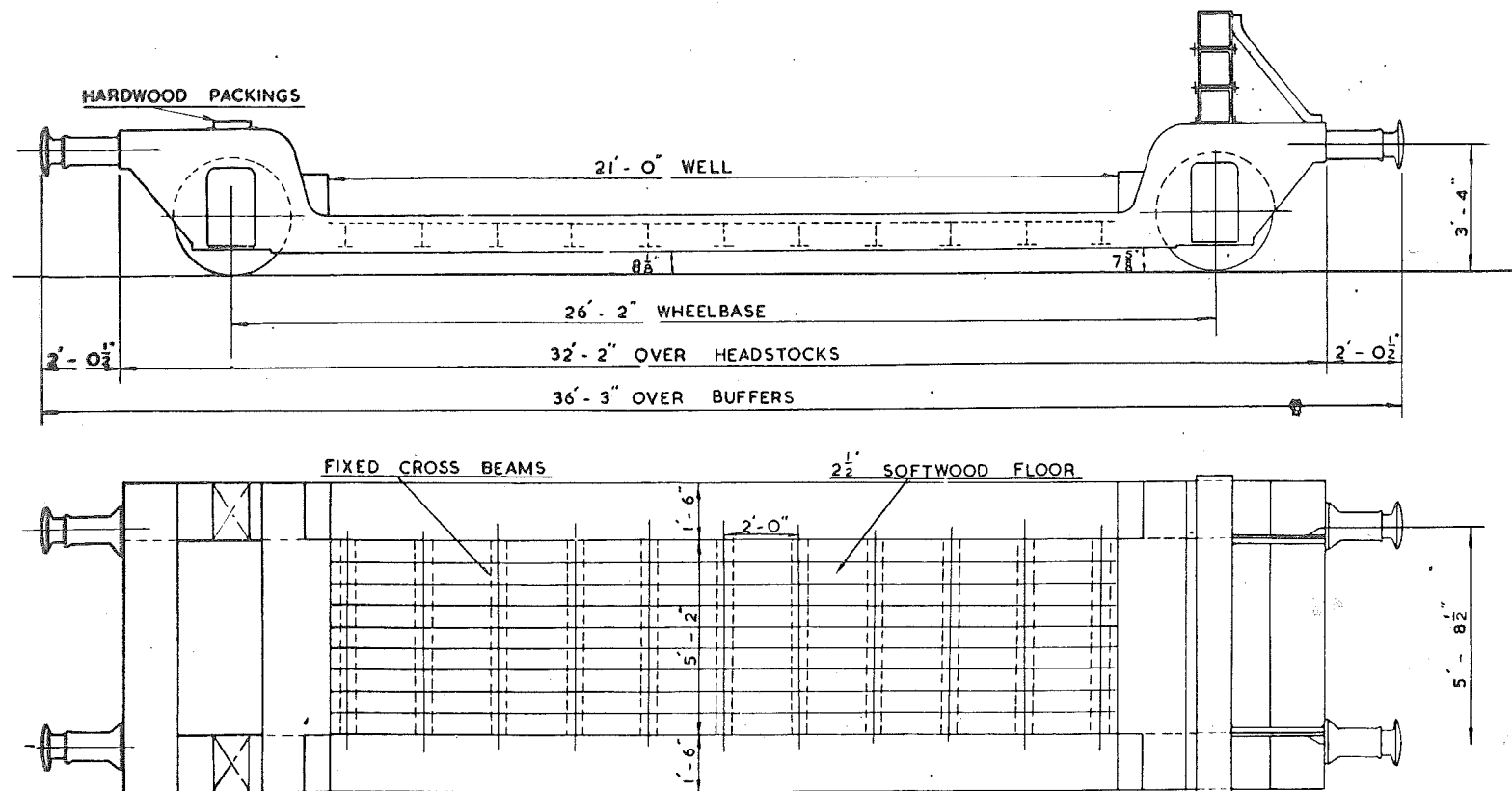
JOURNALS. 4 7/8" DIA. COUPLINGS. STD. SCREW.

8 BINDING CHAINS WITH SCREW COUPLINGS

# 20 TON FOUR WHEELED TROLLEY

903

LETTERED FLATROL S.B.



WHEELS:- 3'-12" DIA.  
 JOURNALS:- 10" X 5"  
 BUFFERS:- SELF - CONTAINED  
 BUFFER HEADS:- 1'-3 3/4" DIA.  
 COUPLINGS:- SCREW (U TYPE)

TEL. CODE:- FLATROL S.B.

MAX. LOAD:- 20T. DISTRIBUTED IN WELL

TARE:- WITH BAULKS 15T. - IOC.

15 T. DISTRIBUTED OVER 10 FT.  
 AT CENTRE OF WELL.

MIN. CURVE:- 3 CHAINS

BRAKE:- HAND LEVER

QTY	LOT No.	VEH No.	BUILT AT.
1	2951	DB.998006.	LANCING.

SCALE 0 2 4 6 8 10 FEET

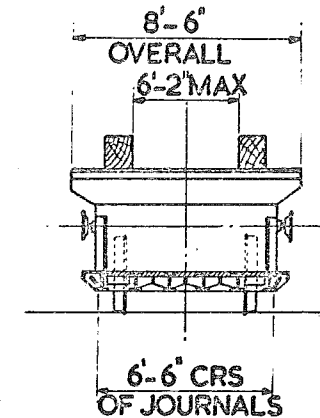
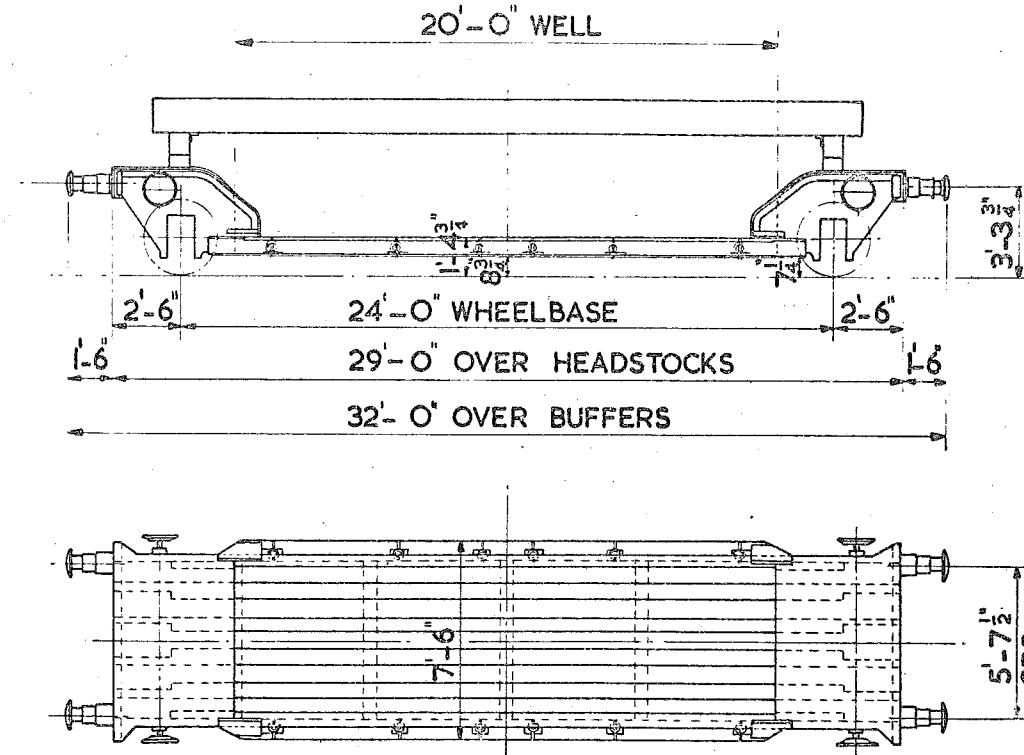


# 20 TON FLAT TROLLEY

MVV

904

see 512



TARE:- 11 TON 10CWTs WITH BAULKS  
 10 TON 9 CWTs WITHOUT BAULKS  
 BRAKE:- SCREW HAND & A.V. PIPE  
 MIN. CURVE:- 2 CHAINS  
 FLOOR:- WOOD & STEEL

WHEELS:- 2'-8" DIA.  
 JOURNALS:- 9" x 5" DIA.  
 BUFFERS:- SELF CONTAINED  
 BUFFER HEADS:- 1'-1" DIA.  
 COUPLINGS:- INSTANTER